



JUSTICE COMMITTEE AGENDA
Government Center, Room 400

Tuesday, September 4, 2007

4:30 p.m.

1. Roll Call
2. Chairman's Approval of Minutes – August 6, 2007
3. Appearance by Members of the Public
4. Departmental Matters:
 - A. Roxanne Castleman, Director, Court Services
 - 1) Items to be Presented for Information:
 - a) Court Services Adult/Juvenile Division Statistics, July, 2007 1-2
 - b) Juvenile Detention Center – McLean County Statistics, 2007 3-5
 - c) Juvenile Detention Center – Out of County Statistics, 2007 6-7
 - d) General Report
 - e) Other
 - B. Amy Davis, Public Defender
 - 1) Items to be Presented for Information:
 - a) Monthly Caseload Report, July, 2007 8-10
 - b) General Report
 - c) Other

- C. Bill Yoder, McLean County State's Attorney
 - 1) Items to be Presented for Information:
 - a) Monthly Caseload Report 11
 - b) Asset Forfeiture Fund Report 12
 - c) General Report
 - d) Other

- D. Laura Beavers, Case Manager, Children's Advocacy Center
 - 1) Items to be Presented for Information:
 - a) Monthly Statistical Report 13
 - b) CASA Report 14
 - c) General Report
 - d) Other

- E. Mike Emery, McLean County Sheriff
 - 1) Items to be Presented for Information:
 - a) McLean County Detention Facility
Population Report, July 2007 15-17
 - b) General Report
 - c) Other

- F. Beth C. Kimmerling, McLean County Coroner
 - 1) Items to be Presented for Information:
 - a) Monthly Report, July 2007 18
 - b) General Report
 - c) Other

- G. Sandy Parker, McLean County Circuit Clerk
 - 1) Items to be Presented for Information:
 - a) Statistical Reports, July 2007 19-27
 - b) General Report
 - c) Other

- 5. Other Business and Communication
- 6. Recommend payment of Bills and Transfers, if any, to the County Board
- 7. Adjournment

July 2007

COURT SERVICES ADULT/JUVENILE DIVISION STATISTICS

ADULT DIVISION

7 Officer Supervision Unit, 3 PSI Officers, and 1.5 Intake Officer

Total Caseload – 869 (875 last month)

Average caseload per officer 124 (125 last month)

Presentence Reports Completed – 35 (19 last month)

* Total Workload Hours Needed – 1516.00 (1424.80 last month)

** Total Hours Available - 1650.00

* According to AOIC standards it would take this amount of hours per month to complete all requirements of case supervision and report writing.

** The number of work hours available to the division (10.5 officers working 150 hours each per month).

AOIC workload standards indicate **an additional -1.39 adult officers are needed.** (-2.02 last month)

JUVENILE DIVISION

3 ½ Officer Division

Total Caseload – 150 (141 last month)

Average caseload per officer 43 (40 last month)

Social History Reports Completed – 24 (12 last month)

* Total Workload Hours Needed – 742.50 (549.50 last month)

** Total Hours Available 600.00

* According to AOIC standards it would take this amount of hours per month to complete all requirements of case supervision and report writing.

** The number of work hours available to the division (3.5 officers working 150 hours each per month).

AOIC workload standards indicate **an additional 1.45 juvenile officers are needed.** (-.34 last month)

EARLY INTERVENTION PROBATION (EIP)

2 ½ Person unit with a maximum caseload of 35

Total caseload 25

Social History Reports 0

July, 2007

SPECIAL PROGRAMS

INTENSIVE PROBATION UNIT ADULT

2 person unit with a maximum caseload of 40

Total Caseload – 41 (35 last month)

INTENSIVE PROBATION UNIT JUVENILE

1 ½ person unit with a maximum caseload of 15

Total Caseload – 11 (12 last month)

DRIVING UNDER THE INFLUENCE UNIT

1 person unit with a maximum caseload of 40

Total Caseload - 48 (48 last month)

JUVENILE INTAKE

2 person unit

Total Preliminary Conferences – 15 (21 last month)

Total Caseload Informal Probation – 17 (20 last month)

Total Intake Screen Reports (juvenile police reports received) 171 (144 last month)

COMMUNITY SERVICE PROGRAM

2 person unit

Total Caseload Adult - 518 (553 last month)

Total Caseload Juvenile – 35 (35 last month)

Total Hours Completed Adult – 5532.00 (\$29,043.00 Symbolic Restitution \$5.25)

Total Hours Completed Juvenile – 240.00 (\$1,260.00 Symbolic Restitution \$5.25)

Total Worksites Used – 43 (43 last month)

DOMESTIC VIOLENCE PROGRAM

3 person unit (2 Officers and 1 Clerk)

Total Probation Caseload – 130 (130 last month)

Total Court Supervision/Conditional Discharge Caseload – 569 (574 last month)

**2007
JUVENILE DETENTION CENTER
MCLEAN COUNTY**

| Ages of Minors Detained | Jan | Feb | Mar | Apr | May | Jun | Jul | Aug | Sep | Oct | Nov | Dec |
|---|-----|-----|-----|-----|-----|-----|-----|-----|-----|-----|-----|-----|
| 10 | 0 | 0 | 0 | 0 | 0 | 0 | 0 | 0 | | | | |
| 11 | 0 | 0 | 0 | 0 | 0 | 0 | 0 | 0 | | | | |
| 12 | 0 | 0 | 0 | 0 | 0 | 1 | 0 | 0 | | | | |
| 13 | 0 | 0 | 1 | 1 | 0 | 1 | 2 | 0 | | | | |
| 14 | 5 | 2 | 1 | 0 | 1 | 2 | 0 | 0 | | | | |
| 15 | 4 | 1 | 5 | 5 | 6 | 8 | 8 | 0 | | | | |
| 16 | 9 | 6 | 5 | 6 | 10 | 7 | 5 | 0 | | | | |
| 17 | 0 | 0 | 0 | 0 | 0 | 0 | 3 | 0 | | | | |
| 18 | 0 | 0 | 0 | 0 | 0 | 0 | 1 | 0 | | | | |
| | | | | | | | | | | | | |
| Sex of Minors Detained | 0 | | | | | | | | | | | |
| Male | 14 | 8 | 10 | 11 | 14 | 15 | 14 | | | | | |
| Female | 4 | 1 | 2 | 1 | 3 | 4 | 5 | | | | | |
| | | | | | | | | | | | | |
| Race of Minors Detained | | | | | | | | | | | | |
| Caucasian | 8 | 4 | 5 | 5 | 9 | 10 | 9 | | | | | |
| African-American | 8 | 5 | 7 | 7 | 8 | 9 | 10 | | | | | |
| Hispanic | 2 | 0 | 0 | 0 | 0 | 0 | 0 | | | | | |
| | | | | | | | | | | | | |
| Offenses of Which Minor was Detained | | | | | | | | | | | | |
| Dispositional Detention | 3 | 4 | 2 | 7 | 4 | 0 | 3 | | | | | |
| Warrant | 1 | 1 | 3 | 1 | 2 | 3 | 5 | | | | | |
| Aggravated Assault | 0 | 0 | 0 | 0 | 1 | 0 | 0 | | | | | |
| Aggravated Assault with Firearm | 0 | 0 | 0 | 0 | 0 | 1 | 0 | | | | | |
| Aggravated Battery | 3 | 0 | 0 | 0 | 0 | 2 | 1 | | | | | |
| Aggravated Criminal Sexual Assault | 0 | 0 | 0 | 0 | 1 | 0 | 0 | | | | | |
| Armed Robbery | 0 | 0 | 0 | 0 | 0 | 4 | 1 | | | | | |
| Armed Violence | 0 | 0 | 0 | 0 | 0 | 0 | 1 | | | | | |
| Burglary | 1 | 0 | 0 | 0 | 0 | 1 | 0 | | | | | |
| Burglary to Motor Vehicle | 0 | 0 | 1 | 0 | 0 | 0 | 0 | | | | | |
| Court Ordered | 1 | 0 | 0 | 0 | 0 | 1 | 0 | | | | | |
| Criminal Damage to Property | 0 | 0 | 1 | 0 | 0 | 0 | 0 | | | | | |
| Criminal Sexual Assault | 0 | 0 | 0 | 0 | 0 | 0 | 1 | | | | | |
| | Jan | Feb | Mar | Apr | May | Jun | Jul | Aug | Sep | Oct | Nov | Dec |
| Domestic Battery | 2 | 0 | 1 | 1 | 1 | 2 | 2 | | | | | |

2007
**JUVENILE DETENTION CENTER
 MCLEAN COUNTY**

| | Jan | Feb | Mar | Apr | May | Jun | Jul | Aug | Sep | Oct | Nov | Dec |
|--|-----|-----|-----|-----|-----|-----|-----|-----|-----|-----|-----|-----|
| Delivery of Cannabis | 1 | 0 | 0 | 0 | 0 | 0 | 0 | 0 | | | | |
| Delivery of Cannabis on School Grounds | 0 | 1 | 0 | 0 | 0 | 0 | 0 | 0 | | | | |
| Failure to Register as Sex Offender | 0 | 0 | 0 | 0 | 1 | 0 | 0 | 0 | | | | |
| Felony Phone Harassment | 0 | 0 | 0 | 0 | 0 | 0 | 1 | 0 | | | | |
| Hold for Placement | 1 | 0 | 0 | 0 | 0 | 0 | 0 | 0 | | | | |
| Home Invasion | 0 | 0 | 0 | 0 | 0 | 1 | 0 | 0 | | | | |
| IDJJ | 0 | 0 | 0 | 0 | 0 | 0 | 0 | 1 | | | | |
| Possession of Controlled Substance | 0 | 0 | 0 | 0 | 1 | 0 | 0 | 0 | | | | |
| Possession of Controlled Substance w/Intent to Deliver | 0 | 0 | 0 | 0 | 0 | 0 | 1 | 1 | | | | |
| Possession of Cannabis on School Grounds | 0 | 1 | 0 | 0 | 0 | 0 | 0 | 0 | | | | |
| Request for Apprehension | 3 | 1 | 3 | 2 | 4 | 2 | 1 | 1 | | | | |
| Residential Burglary | 1 | 0 | 1 | 0 | 0 | 0 | 1 | 0 | | | | |
| Robbery | 0 | 1 | 0 | 0 | 0 | 0 | 0 | 0 | | | | |
| Theft Over \$300 | 1 | 0 | 0 | 0 | 0 | 0 | 0 | 0 | | | | |
| Unlawful Use of Weapon | 0 | 0 | 0 | 0 | 0 | 1 | 0 | 0 | | | | |
| Vehicular Invasion | 0 | 0 | 0 | 0 | 0 | 0 | 0 | 1 | | | | |
| Residents of Minors Detained | | | | | | | | | | | | |
| Bloomington | 0 | 6 | 5 | 5 | 12 | 13 | 13 | | | | | |
| Normal | 1 | 2 | 4 | 5 | 4 | 2 | 3 | | | | | |
| Alton | 0 | 0 | 0 | 0 | 0 | 1 | 1 | | | | | |
| Chenoa | 1 | 0 | 0 | 0 | 0 | 0 | 0 | | | | | |
| Chicago | 0 | 0 | 1 | 0 | 0 | 0 | 0 | | | | | |
| Danvers | 0 | 0 | 1 | 0 | 0 | 0 | 0 | | | | | |
| Decatur | 1 | 0 | 0 | 0 | 0 | 0 | 0 | | | | | |
| Downs | 1 | 0 | 0 | 0 | 0 | 0 | 0 | | | | | |
| Elgin | 0 | 0 | 0 | 0 | 0 | 0 | 0 | | | | | |
| Gridley | 0 | 0 | 1 | 0 | 0 | 0 | 0 | | | | | |
| Harvey | 0 | 0 | 0 | 0 | 0 | 1 | 0 | | | | | |
| Joliet | 0 | 0 | 0 | 0 | 0 | 0 | 1 | | | | | |
| Lexington | 1 | 0 | 0 | 0 | 0 | 0 | 0 | | | | | |
| LeRoy | 0 | 0 | 0 | 0 | 0 | 0 | 1 | | | | | |
| Palos Hills | 0 | 0 | 0 | 0 | 1 | 0 | 0 | | | | | |
| Towanda | 1 | 0 | 0 | 0 | 0 | 0 | 0 | | | | | |

2007
**JUVENILE DETENTION CENTER
 MCLEAN COUNTY**

| | | | | | | | | | |
|-------------------------------------|------|-----|-----|-----|-----|------|------|---|---|
| Saybrook | 0 | 0 | 0 | 2 | 0 | 0 | 0 | 0 | 0 |
| Stanford | 0 | 1 | 0 | 0 | 0 | 0 | 0 | 0 | 0 |
| Oregon | 0 | 0 | 0 | 0 | 0 | 1 | 0 | 0 | 0 |
| Average Daily Population | 11.6 | 6.3 | 6.4 | 4.9 | 5.7 | 12.7 | 13.3 | | |
| Average Daily Population:YTD | 11.6 | 9 | 8.1 | 7.3 | 7 | 7.9 | 8.7 | | |
| Number of Days in Detention | 360 | 176 | 198 | 148 | 177 | 380 | 413 | | |
| Revenue: | 0 | 0 | 0 | 0 | 0 | 0 | 0 | 0 | 0 |

2007
 Juvenile Detention Center

| | | Out of County | | | | | | | | | | | |
|---|---|---------------|-----|-----|-----|-----|-----|-----|-----|-----|-----|-----|-----|
| Ages of Minors Detained | | Jan | Feb | Mar | Apr | May | Jun | Jul | Aug | Sep | Oct | Nov | Dec |
| | 10 | 0 | 0 | 0 | 0 | 0 | 0 | 0 | 0 | | | | |
| | 11 | 0 | 0 | 1 | 0 | 0 | 0 | 2 | | | | | |
| | 12 | 0 | 0 | 0 | 0 | 1 | 1 | 1 | | | | | |
| | 13 | 1 | 0 | 1 | 1 | 1 | 0 | 1 | | | | | |
| | 14 | 4 | 8 | 3 | 4 | 2 | 2 | 0 | | | | | |
| | 15 | 8 | 2 | 5 | 6 | 14 | 2 | 9 | | | | | |
| | 16 | 8 | 10 | 13 | 10 | 10 | 7 | 12 | | | | | |
| | 17 | 0 | 0 | 0 | 0 | 0 | 0 | 0 | | | | | |
| | 18 | 0 | 0 | 0 | 0 | 0 | 0 | 0 | | | | | |
| Sex of Minors Detained | | | | | | | | | | | | | |
| | Male | 18 | 15 | 23 | 17 | 22 | 12 | 21 | | | | | |
| | Female | 3 | 5 | 0 | 4 | 6 | 0 | 4 | | | | | |
| Race of Minors Detained | | | | | | | | | | | | | |
| | Caucasian | 15 | 18 | 21 | 18 | 21 | 10 | 21 | | | | | |
| | African-American | 5 | 1 | 1 | 2 | 3 | 1 | 2 | | | | | |
| | Hispanic | 1 | 1 | 1 | 1 | 4 | 1 | 2 | | | | | |
| Offenses of Which Minor was Detained | | | | | | | | | | | | | |
| | Dispositional Detention | 8 | 12 | 17 | 8 | 13 | 9 | 8 | | | | | |
| | Warrant | 4 | 4 | 1 | 2 | 7 | 1 | 7 | | | | | |
| | Aggravated Assault | 0 | 1 | 0 | 0 | 0 | 0 | 0 | | | | | |
| | Aggravated Battery | 0 | 0 | 0 | 2 | 0 | 0 | 1 | | | | | |
| | Aggravated Battery to Senior Citizen | 0 | 0 | 0 | 0 | 1 | 0 | 0 | | | | | |
| | Aggravated Criminal Sexual Assault | 0 | 0 | 0 | 0 | 0 | 0 | 3 | | | | | |
| | Aggravated Possession of Stolen Firearm | 0 | 1 | 0 | 0 | 0 | 0 | 0 | | | | | |
| | Burglary | 1 | 0 | 0 | 2 | 0 | 0 | 0 | | | | | |
| | Court Ordered | 1 | 0 | 1 | 1 | 0 | 0 | 0 | | | | | |
| | Criminal Damage to Place of Worship | 0 | 0 | 0 | 1 | 0 | 0 | 0 | | | | | |
| | Criminal Damage to Property | 1 | 0 | 0 | 1 | 0 | 0 | 0 | | | | | |
| | Criminal Trespass to Motor Vehicle | 0 | 0 | 0 | 0 | 1 | 0 | 0 | | | | | |
| | DOC/DJJ | 3 | 1 | 3 | 1 | 2 | 1 | 1 | | | | | |
| | Domestic Battery | 0 | 0 | 0 | 0 | 1 | 1 | 2 | | | | | |
| | Domestic Battery w/Bodily Harm | 0 | 0 | 0 | 0 | 0 | 0 | 1 | | | | | |

2007
Juvenile Detention Center
Out of County

| | | | | | | | | | | | | | | | | | | |
|--------------------------------------|-------|-------|-------|-------|-------|-------|-------|---|---|---|---|---|---|---|---|---|---|---|
| Domestic Violence | 0 | 0 | 1 | 0 | 0 | 0 | 0 | 0 | 0 | 0 | 0 | 0 | 0 | 0 | 0 | 0 | 0 | 0 |
| Hold for Placement | 1 | 0 | 0 | 0 | 0 | 0 | 0 | 0 | 0 | 0 | 0 | 0 | 0 | 0 | 0 | 0 | 0 | 0 |
| Home Confinement Violation | 2 | 0 | 0 | 0 | 0 | 0 | 0 | 0 | 0 | 0 | 0 | 0 | 0 | 0 | 0 | 0 | 0 | 0 |
| Possession of Drug Paraphernalia | 0 | 0 | 0 | 0 | 0 | 0 | 0 | 1 | 0 | 0 | 0 | 0 | 0 | 0 | 0 | 0 | 0 | 0 |
| Possession of Stolen Property | 0 | 0 | 0 | 0 | 0 | 0 | 0 | 0 | 0 | 0 | 0 | 0 | 0 | 0 | 0 | 0 | 0 | 1 |
| Probation Violation | 0 | 1 | 0 | 0 | 3 | 2 | 0 | 0 | 0 | 0 | 0 | 0 | 0 | 0 | 0 | 0 | 0 | 1 |
| Residence of Minors Detained | | | | | | | | | | | | | | | | | | |
| Bureau | 0 | 0 | 0 | 1 | 4 | 0 | 0 | 1 | 0 | 0 | 0 | 0 | 0 | 0 | 0 | 0 | 0 | 1 |
| Clark | 0 | 0 | 0 | 0 | 1 | 0 | 0 | 0 | 0 | 0 | 0 | 0 | 0 | 0 | 0 | 0 | 0 | 0 |
| DeWitt | 2 | 0 | 0 | 1 | 0 | 2 | 0 | 0 | 0 | 0 | 0 | 0 | 0 | 0 | 0 | 0 | 0 | 0 |
| DOC/DJJ | 0 | 1 | 0 | 0 | 0 | 0 | 0 | 0 | 0 | 0 | 0 | 0 | 0 | 0 | 0 | 0 | 0 | 0 |
| DuPage | 0 | 0 | 0 | 0 | 0 | 0 | 0 | 0 | 0 | 0 | 0 | 0 | 0 | 0 | 0 | 0 | 0 | 1 |
| Ford | 0 | 0 | 0 | 0 | 0 | 0 | 0 | 0 | 0 | 0 | 0 | 0 | 0 | 0 | 0 | 0 | 0 | 3 |
| LaSalle | 0 | 0 | 0 | 0 | 0 | 0 | 0 | 0 | 0 | 0 | 0 | 0 | 0 | 0 | 0 | 0 | 0 | 1 |
| Livingston | 8 | 5 | 7 | 4 | 7 | 1 | 6 | 0 | 0 | 0 | 0 | 0 | 0 | 0 | 0 | 0 | 0 | 0 |
| Logan | 6 | 13 | 15 | 12 | 10 | 2 | 6 | 0 | 0 | 0 | 0 | 0 | 0 | 0 | 0 | 0 | 0 | 0 |
| Mason | 1 | 0 | 0 | 1 | 1 | 0 | 0 | 0 | 0 | 0 | 0 | 0 | 0 | 0 | 0 | 0 | 0 | 0 |
| Morgan | 0 | 0 | 0 | 0 | 0 | 1 | 0 | 0 | 0 | 0 | 0 | 0 | 0 | 0 | 0 | 0 | 0 | 0 |
| Peoria | 0 | 0 | 0 | 0 | 1 | 0 | 0 | 0 | 0 | 0 | 0 | 0 | 0 | 0 | 0 | 0 | 0 | 0 |
| Piatt | 0 | 0 | 0 | 0 | 1 | 0 | 0 | 0 | 0 | 0 | 0 | 0 | 0 | 0 | 0 | 0 | 0 | 0 |
| Tazewell | 0 | 0 | 0 | 0 | 3 | 5 | 2 | 0 | 0 | 0 | 0 | 0 | 0 | 0 | 0 | 0 | 0 | 0 |
| Woodford | 4 | 1 | 1 | 1 | 1 | 1 | 1 | 1 | 1 | 1 | 1 | 1 | 1 | 1 | 1 | 1 | 1 | 5 |
| Average Daily Population | 8.6 | 9.3 | 8.1 | 9.3 | 11 | 8.9 | 7.9 | | | | | | | | | | | |
| Average Daily Population: YTD | 8.6 | 9 | 8.7 | 8.8 | 9.3 | 9.2 | 9 | | | | | | | | | | | |
| Number of Days in Detention | 268 | 259 | 251 | 279 | 342 | 268 | 246 | | | | | | | | | | | |
| Revenue: | 20750 | 19940 | 18340 | 21850 | 28660 | 21470 | 19010 | | | | | | | | | | | |

September 3, 2007

McLean County Board
Justice and Public Safety Committee
Bloomington, IL 61701

Re: Monthly Caseload - MONTH ENDING July 31, 2007

Dear Committee Members:

Pursuant to statute, I am forwarding this report to your attention and I am causing a copy to be filed with the Circuit Clerk's office of McLean County.

During the above-mentioned time period, in the discharge of our duties to indigent persons in McLean County we have been assigned the following new cases in the area set forth. The activities in which we are involved differ in no substantial manner from those which have earlier been reported.

| CASE TYPES | MONTHLY TOTALS 2006 | MONTHLY TOTALS 2007 | YTD TOTALS 2006 | YTD TOTALS 2007 | % CHANGE YTD |
|----------------------------------|---------------------------|---------------------------|-----------------------|-----------------------|--------------------|
| FELONIES | 86 | 97 | 574 | 648 | 11% |
| MISDEMEANORS | 81 | 81 | 615 | 763 | 19% |
| DUI | 20 | 18 | 158 | 157 | <1%> |
| TRAFFIC | 49 | 46 | 396 | 487 | 19% |
| JUVENILE | 16 | 27 | 132 | 144 | 8% |
| (DELINQUENT) | 5 | 18 | 64 | 64 | 0% |
| (ABUSE/NEGLECT) | 11 | 9 | 68 | 80 | 15% |
| MENTAL HEALTH CASES | 3 | 9 | 18 | 51 | 65% |
| Involuntary Commitment | 3 | 9 | 18 | 48 | 63% |
| Medication Compliance Orders | 0 | 0 | 0 | 3 | 300% |
| POST-CONVICTION & SVPCA CASES | 1 | 0 | 3 | 3 | 0% |
| TOTAL | 256 | 278 | 1896 | 2253 | 16% |

Following are the caseload assignments to each of the full-time and contract attorneys for the reporting month of: **MONTH ENDING July 31, 2007**

| CASE TYPE | PUBLIC DEFENDER ATTORNEYS | NEW MONTHLY TOTALS | YTD TOTALS | NEW PTR/REVIEW TOTALS |
|-----------|---------------------------|--------------------|------------|-----------------------|
| F | RON LEWIS | 11 | 84 | 0 |
| F | JAMES TUSEK | 13 | 85 | 0 |
| F | CARLA HARVEY | 7 | 84 | 1 |
| F | BRIAN MCELLOWNEY | 12 | 84 | 1 |
| F | JOHN WRIGHT-C | 6 | 47 | N/A |
| F | TERRY DODDS-C | 3 | 47 | N/A |
| F | JASON CHAMBERS-C | 5 | 44 | N/A |
| F | JON MCPHEE | 3 | 64 | 0 |
| M | JON MCPHEE | 0 | 173 | 0 |
| F | KELLY HARMS | 30 | 46 | 2 |
| M | KELLY HARMS | 1 | 288 | 0 |
| F | MATTHEW KOETTERS | 4 | 30 | 0 |
| CM | MATTHEW KOETTERS | 41 | 243 | 5 |
| F | CHRISTOPHER NOLAN | 3 | 3 | 0 |
| CM | CHRISTOPHER NOLAN | 38 | 38 | 2 |
| DUI | CHRISTOPHER NOLAN | 7 | 79 | 0 |
| TR | CHRISTOPHER NOLAN | 21 | 235 | 1 |
| CM | AMY RUPPER | 1 | 1 | 0 |
| DUI | AMY RUPPER | 11 | 79 | 2 |
| TR | AMY RUPPER | 25 | 250 | 3 |
| JD | ART FELDMAN | 18 | 70 | 6 |
| JA | KELLY STACEY | 7 | 55 | N/A |
| JA | ROB KEIR | 7 | 59 | N/A |
| JA | ALAN NOVICK-C | 0 | 3 | N/A |
| PC/SVP | KEITH DAVIS-C | 0 | 3 | N/A |
| PVT | PRIVATE COUNSEL | 20 | 156 | N/A |
| W/D | WITHDRAWN | 3 | 12 | N/A |
| | | | | |

PTR= Petition to Revoke Probation
 F = Felony
 J = Juvenile
 O = Other
 P.C.=Post Conviction Remedy Cases

C= Contract Attorney (6-7 Cases per Month)
 DUI= DUI
 TR= Traffic
 M= Misdemeanor

July 2007 DISPOSITIONS

| DISPOSITION | FELONY | MISDEMEANOR | TRAFFIC / DUI |
|-----------------------------|--------|-------------|---------------|
| PLEA / ORIGINAL OFFER | 36 | 35 | 48 |
| PLEA / LESSER | 9 | 1 | 0 |
| BENCH TRIAL / WIN | 0 | 0 | 0 |
| BENCH TRIAL / LOSS | 0 | 0 | 0 |
| JURY TRIAL / WIN | 0 | 1 | 0 |
| JURY TRIAL / LOSS | 1 | 0 | 1 |
| DISMISSED / UPFRONT | 3 | 4 | 1 |
| DISMISSED / TRIAL | 3 | 8 | 0 |
| KNOCKDOWN | 0 | 0 | 0 |
| DISMISSED PER PLEA | 2 | 17 | 6 |
| PRIVATE COUNSEL | 12 | 5 | 3 |
| PLEA / BLIND | 1 | 0 | 2 |
| REFILED AS FELONY | 0 | 2 | 0 |
| WITHDRAWN | 1 | 1 | 1 |
| DIRECTED VERDICT | 0 | 0 | 0 |
| P.D. DENIED/NOT RECOMMENDED | 2 | 3 | N/A |
| | | | |

McLean County State's Attorney's Office 2007 Case Load Report

Jan. Feb. Mar. April May June July Aug. Sept. Oct. Nov. Dec. 2007 YTD 2006 YTD 2006 Total 2007 Projected

CRIMINAL

| | | | | | | | | | | | | | | | | |
|------------------------|--------------|--------------|--------------|--------------|--------------|--------------|--------------|--------------|--|--|--|--|---------------|---------------|---------------|---------------|
| Felony | 122 | 95 | 118 | 130 | 98 | 96 | 152 | 109 | | | | | 920 | 839 | 1,277 | 1,405 |
| Misdemeanor | 186 | 168 | 245 | 273 | 224 | 202 | 255 | 209 | | | | | 1762 | 1507 | 2,501 | 2,691 |
| Asset Forfeiture | 9 | 15 | 6 | 11 | 19 | 13 | 9 | 15 | | | | | 97 | 119 | 167 | 148 |
| Mental Health | 27 | 21 | 15 | 17 | 16 | 15 | 17 | 16 | | | | | 144 | N/A | N/A | 220 |
| Family Totals | 34 | 52 | 68 | 64 | 54 | 38 | 77 | 53 | | | | | 440 | 512 | 751 | 672 |
| Family | 20 | 28 | 43 | 45 | 31 | 23 | 49 | 31 | | | | | 270 | 359 | 534 | 412 |
| Order of Protection | 14 | 24 | 25 | 19 | 23 | 15 | 28 | 22 | | | | | 170 | 153 | 217 | 260 |
| Juvenile Totals | 26 | 25 | 13 | 28 | 41 | 19 | 45 | 33 | | | | | 230 | 254 | 384 | 351 |
| Juvenile | 0 | 0 | 0 | 0 | 0 | 0 | 0 | 0 | | | | | 0 | 1 | 1 | 0 |
| Juvenile Abuse | 15 | 14 | 4 | 17 | 35 | 9 | 21 | 15 | | | | | 130 | 157 | 245 | 199 |
| Juvenile Delinquency | 11 | 11 | 9 | 11 | 6 | 10 | 24 | 18 | | | | | 100 | 96 | 138 | 153 |
| Traffic Totals | 2,532 | 2,447 | 2,967 | 3,423 | 3,100 | 2,653 | 3,359 | 2,536 | | | | | 23,017 | 24,733 | 36,743 | 35,151 |
| Traffic | 2,459 | 2,394 | 2,900 | 3,344 | 3,007 | 2,592 | 3,291 | 2,461 | | | | | 22,448 | 24,117 | 35,836 | 34,283 |
| DUI Traffic | 73 | 53 | 67 | 79 | 93 | 61 | 68 | 75 | | | | | 569 | 616 | 907 | 869 |

CHILD SUPPORT

| | | | | | | | | | | | | | | | | |
|--------------------------------------|----|----|-----|----|----|----|----|----|--|--|--|--|-----|-----|-------|-----|
| Paternity cases filed | 4 | 14 | 10 | 11 | 13 | 5 | 13 | 5 | | | | | 75 | 122 | 188 | 115 |
| Paternity cases established | 14 | 5 | 10 | 9 | 6 | 3 | 7 | 8 | | | | | 62 | 52 | 88 | 95 |
| Paternities excluded | 2 | 0 | 6 | 2 | 3 | 4 | 1 | 0 | | | | | 18 | 18 | 25 | 27 |
| Support Orders entered | 63 | 51 | 61 | 76 | 51 | 59 | 50 | 55 | | | | | 466 | 925 | 1,271 | 712 |
| Modification proceedings filed | 4 | 21 | 9 | 25 | 13 | 15 | 30 | 15 | | | | | 132 | 147 | 212 | 202 |
| Modification proceedings adjudicated | 14 | 9 | 18 | 20 | 19 | 13 | 16 | 15 | | | | | 124 | 70 | 170 | 189 |
| Enforcement actions filed | 31 | 31 | 33 | 76 | 38 | 30 | 47 | 35 | | | | | 321 | 544 | 708 | 490 |
| Enforcement actions adjudicated | 92 | 79 | 93 | 94 | 63 | 80 | 71 | 81 | | | | | 653 | 952 | 1,353 | 997 |
| Hearings set before Hearing Officer | 86 | 49 | 114 | 86 | 84 | 84 | 61 | 85 | | | | | 649 | 697 | 1,155 | 991 |
| Orders prepared by Hearing Officer | 83 | 44 | 102 | 79 | 71 | 71 | 54 | 72 | | | | | 576 | 603 | 1,020 | 880 |

2007 Projected = (2007 YTD/Day of Year) x 365 Days

n/c= not calculable

ASSET FORFEITURE FUND

STATEMENT OF REVENUE, EXPENDITURES AND FUND BALANCE

August 27, 2007

STATE'S ATTORNEY:

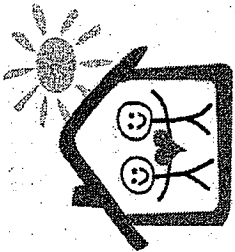
| | |
|---|----------------------|
| Beginning Balance 01/01/2007 | \$ -33,823.07 |
| (Reflects \$80,000 transfer to General Fund 12/31/02) | |
| (Reflects \$30,000 transfer to General Fund 12/31/03) | |
| Revenue | <u>12,553.75</u> |
| Total Funds Available | \$ -21,269.32 |
| Expenditures | <u>4,521.32</u> |
| Fund Balance 08/27/07 | \$ -25,790.64 |

SHERIFF:

| | |
|------------------------------|---------------------|
| Beginning Balance 01/01/2007 | \$ 21,384.68 |
| Revenue | <u>8,247.59</u> |
| Total Funds Available | \$ 29,632.27 |
| Expenditures | <u>8,427.00</u> |
| Fund Balance 08/27/07 | \$ 21,205.27 |


| | | |
|---------------------------|------------------------|---------------------|
| TOTAL FUND BALANCE | August 27, 2007 | \$ -4,585.37 |
|---------------------------|------------------------|---------------------|


*McLean County Children's Advocacy Center Monthly Statistics,
July, 2007*



| | 2006 INTERVIEWS VIC/OTHER/TOT | 1ST. INTERVIEW 2007 MONTH/YTD | JUV. SUSPECT INTERVIEW 2007 | SIB/WITNESS INTERVIEW 2007 | 2ND INTERVIEW 2007 | OUT OF COUNTY INTERVIEW 2007 | TOTAL MONTHLY INTERVIEWS | YTD TOTALS |
|---------------------------|-------------------------------------|--|-----------------------------------|----------------------------------|--------------------------|------------------------------------|-----------------------------|---------------|
| JANUARY | 14/6/20 | 16 | 2 | 1 | 0 | 3 | 22 | 22 |
| FEBRUARY | 20/8/28 | 40/56 | 2 | 0 | 0 | 0 | 42 | 64 |
| MARCH | 24/4/28 | 19/75 | 1 | 8 | 3 | 1 | 32 | 96 |
| APRIL | 8/4/12 | 11/86 | 0 | 5 | 0 | 2 | 18 | 114 |
| MAY | 16/14/30 | 27/113 | 0 | 6 | 0 | 0 | 33 | 147 |
| JUNE | 21/11/32 | 17/130 | 1 | 4 | 1 | 1 | 24 | 171 |
| JULY | 29/11/40 | 15/145 | 0 | 0 | 0 | 1 | 15 | 186 |
| AUGUST | 19/9/28 | | | | | | | |
| SEPTEMBER | 13/4/17 | | | | | | | |
| OCTOBER | 13/2/15 | | | | | | | |
| NOVEMBER | 8/5/13 | | | | | | | |
| DECEMBER | 15/3/18 | | | | | | | |
| YEAR TO DATE TOTALS | 200/81/281 | 145 | 6 | 24 | 4 | 8 | 186 | 186 |

CASA Monthly Statistics FY07

|  | New Children Cases Assigned | Child Cases Closed | Children Awaiting CASA Assignment | Total Children Served | CASAs Assigned | Total Number of Assigned CASAs | Reported CASA Volunteer Hours | CASAs Trained | Reports Filed | Court Hearings Attended |
|---|-----------------------------|--------------------|-----------------------------------|-----------------------|----------------|--------------------------------|-------------------------------|---------------|---------------|-------------------------|
| January | 6 | 2 | 14 | 136 | 2 | 62 | 276 | in progress | 6 | 19 |
| February | 2 | 0 | 19 | 138 | 1 | 63 | 312.1 | in progress | 4 | 13 |
| March | 0 | 1 | 24 | 138 | 0 | 63 | 335.1 | in progress | 9 | 17 |
| April | 10 | 5 | 10 | 143 | 6 | 65 | 275 | 8 | 13 | 25 |
| May | 7 | 9 | 9 | 152 | 5 | 64 | 289.5 | 0 | 8 | 31 |
| June | 5 | 10 | 7 | 150 | 4 | 61 | 238 | in progress | 12 | 26 |
| July | 2 | 2 | 3 | 148 | 1 | 50 | 222 | in progress | 10 | 26 |
| August | | | | | | | | 2 | | |
| September | | | | | | | | | | |
| October | | | | | | | | | | |
| November | | | | | | | | | | |
| December | | | | | | | | | | |
| YTD Totals | 32 | 29 | 7 | 173 | 19 | 63 | 1947.7 | 10 | 62 | 157 |



McLEAN COUNTY SHERIFF'S DEPARTMENT
MIKE EMERY, SHERIFF
"Peace Through Integrity"
Administration Office
(309) 888-5034
104 W. Front Law & Justice Center Room 105
P.O. Box 2400 Bloomington, Illinois 61702-2400

Detective Commander (309) 888-5051
Patrol Commander (309) 888-5859
Patrol Duty Sergeant (309) 888-5019
Jail Division (309) 888-5065
Process Division (309) 888-5040
Records Division (309) 888-5055
Domestic Violence Division (309) 888-4940
FAX (309) 888-5072

August 28, 2007

TO: Mr. Tari Renner, Chairman
Justice Committee
FROM: Sheriff Mike Emery
SUBJ: SEPTEMBER 4th, 2007 JUSTICE COMMITTEE AGENDA


Dear Chairman Renner:

I would respectfully request that the following item be placed on the September 4th, 2007 Justice Committee Agenda for Information only.

Information

- 1) **McLean County Detention Facility Population Report:** (Please see attached).

Sincerely,


Mike Emery
Sheriff

ME:jc

MCDF Average Population
By Month 2006/2007

| Month | Sept | October | Nov | Dec | Jan-07 | February | March | April | May | June | July | August | Average |
|---------------------------------|--------|---------|--------|--------|--------|----------|---------|--------|--------|--------|--------|--------|---------|
| Daily Total | 228.10 | 241.52 | 217.60 | 202.10 | 222.84 | 231.14 | 253.27 | 241.07 | 240.34 | 238.70 | 243.00 | 227.14 | 232.24 |
| In House | 201.07 | 205.68 | 194.93 | 186.52 | 199.90 | 199.71 | 207.36 | 205.57 | 201.69 | 205.13 | 212.23 | 201.55 | 201.78 |
| Female | 29.70 | 32.45 | 26.07 | 22.32 | 21.84 | 23.89 | 39.86 | 42.60 | 44.52 | 41.30 | 41.26 | 33.72 | 33.29 |
| Male | 198.40 | 209.06 | 191.53 | 179.77 | 201.32 | 207.36 | 213.045 | 201.60 | 195.86 | 196.83 | 201.23 | 193.72 | 199.14 |
| Spec Needs Female | 6.07 | 6.29 | 6.10 | 5.58 | 5.26 | 5.14 | 5.59 | 5.87 | 5.41 | 6.00 | 8.52 | 7.93 | 6.15 |
| Spec Needs Male | 18.10 | 18.06 | 14.67 | 18.48 | 18.94 | 15.36 | 18.23 | 19.00 | 18.93 | 16.47 | 16.68 | 14.52 | 17.29 |
| Str Sent Female | 7.70 | 9.13 | 8.57 | 6.03 | 6.81 | 7.29 | 14.05 | 9.80 | 12.93 | 13.87 | 10.61 | 4.48 | 9.27 |
| Str Sent Male | 43.93 | 50.90 | 47.60 | 39.55 | 46.00 | 44.39 | 39.86 | 39.23 | 39.38 | 42.87 | 33.81 | 30.55 | 41.51 |
| Weekender Work Rel Female | 1.67 | 4.19 | 2.17 | 1.13 | 2.00 | 5.32 | 6.00 | 6.80 | 6.38 | 3.93 | 2.68 | 0.14 | 3.53 |
| Weekender Work Rel Male | 32.63 | 28.45 | 21.90 | 19.81 | 19.58 | 2.96 | 22.55 | 21.47 | 25.69 | 20.83 | 24.58 | 17.90 | 21.53 |
| Other Fac Female | 00.00 | 2.77 | .63 | 00.00 | 00.00 | 00.00 | 4.55 | 2.93 | 8.86 | 6.07 | 5.58 | 5.31 | 3.06 |
| Other Fac Male | 3.70 | 11.06 | 5.30 | 00.00 | 7.10 | 13.36 | 23.86 | 16.80 | 9.76 | 13.90 | 9.77 | 8.10 | 10.23 |

MCDF Average Population
By Month 2007

| Month | January | February | March | April | May | June | July | August | Sept | October | Nov | Dec | Average |
|---------------------------------|---------|----------|--------|--------|--------|--------|--------|--------|------|---------|-----|-----|---------|
| Daily Total | 222.84 | 231.14 | 253.27 | 241.07 | 240.13 | 239.28 | 243.00 | 227.41 | | | | | 237.27 |
| In House | 199.90 | 199.71 | 207.36 | 205.57 | 202.06 | 204.40 | 212.23 | 201.55 | | | | | 204.10 |
| Female | 21.84 | 23.89 | 39.86 | 42.60 | 44.48 | 40.92 | 41.26 | 33.72 | | | | | 36.07 |
| Male | 201.32 | 207.36 | 213.05 | 201.60 | 195.68 | 197.68 | 201.23 | 193.72 | | | | | 201.46 |
| Spec Needs Female | 5.26 | 5.14 | 5.59 | 5.87 | 5.39 | 5.56 | 8.52 | 7.93 | | | | | 6.16 |
| Spec Needs Male | 18.94 | 15.36 | 18.23 | 19.00 | 18.87 | 16.08 | 16.68 | 14.52 | | | | | 17.21 |
| Str Sent Female | 6.81 | 7.29 | 14.05 | 9.80 | 12.94 | 13.92 | 10.61 | 4.48 | | | | | 9.99 |
| Str Sent Male | 46.00 | 44.39 | 39.86 | 39.23 | 39.55 | 43.80 | 33.81 | 30.55 | | | | | 39.65 |
| Weekender Work Rel Female | 2.00 | 5.32 | 6.00 | 6.80 | 6.23 | 3.92 | 2.68 | 0.14 | | | | | 4.14 |
| Weekender Work Rel Male | 19.58 | 23.96 | 22.55 | 21.47 | 25.45 | 20.88 | 24.58 | 17.910 | | | | | 22.05 |
| Other Fac Female | 0.00 | 0.00 | 4.55 | 2.93 | 8.71 | 6.52 | 5.58 | 5.31 | | | | | 4.20 |
| Other Fac Male | 7.10 | 13.36 | 23.86 | 16.80 | 9.39 | 15.00 | 9.77 | 8.10 | | | | | 12.92 |

**Office of the Coroner
McLean County
JULY 2007 REPORT**

| | JULY 2007 | JULY 2006 | TYTD 2007 | LYTD 2006 |
|-----------------------------|------------------|-----------|------------------|-----------|
| <i>Cases</i> | 87 | 58 | 494 | 508 |
| <i>Autopsies</i> | 13 | 6 | 72 | 42 |
| <i>Out/County Autopsies</i> | 18 | 29 | 133 | 110 |
| <i>Inquests</i> | 0 | 3 | 20 | 26 |

JULY TOTAL DEPOSITS

| | | |
|-------------------------------|----|----------|
| <i>Copy Fee</i> | \$ | 395.00 |
| <i>Morgue Fee</i> | \$ | 4,307.00 |
| <i>Reim/Services</i> | | 0 |
| <i>Paid to Facilities Mgt</i> | \$ | 976.00 |

DEATH INVESTIGATIONS THAT INCLUDE AUTOPSY AND FOLLOW-UP

Traffic Crash – 5

Medical/Sudden death – 4

Homicide – 0

Other (pending tox. & autopsy results and/or inquest ruling) – 5 (1 no autopsy)

OPEN DEATH INVESTIGATIONS

Traffic Crash – 8 Homicide – 0

Medical/Sudden death – 8 Other/Pending – 9

REPORT A
ACTIVITY OF ALL CIVIL CASES
DURING THE MONTH OF JULY 2007
IN THE CIRCUIT COURT OF THE 11th JUDICIAL CIRCUIT
McLEAN COUNTY

| CATEGORY | BEGIN PENDING | CODE | NEW FILED | REINSTATED | DISPOSED | END PENDING 2007 | END PENDING 2006 |
|-----------------------------|---------------|------|-----------|------------|----------|------------------|------------------|
| Adoption | 30 | AD | 5 | 0 | 12 | 23 | 36 |
| Arbitration | 274 | AR | 47 | 8 | 72 | 257 | 258 |
| Chancery | 275 | CH | 34 | 0 | 31 | 278 | 261 |
| Dissolution of Marriage | 449 | D | 54 | 1 | 55 | 449 | 417 |
| Eminent Domain | 0 | ED | 0 | 0 | 0 | 0 | 2 |
| Family | 270 | F | 24 | 2 | 27 | 269 | 261 |
| Law => \$50,000 - Jury | 304 | L | 3 | 0 | 9 | 298 | 291 |
| Law => \$50,000 - Non-Jury | 191 | L | 12 | 0 | 10 | 193 | 181 |
| Law = < \$50,000 - Jury | 0 | LM | 1 | 0 | 0 | 1 | 0 |
| Law = < \$50,000 - Non-Jury | 189 | LM | 108 | 2 | 106 | 193 | 183 |
| Municipal Corporation | 0 | MC | 0 | 0 | 0 | 0 | 0 |
| Mental Health | 11 | MH | 12 | 0 | 16 | 7 | 9 |
| Miscellaneous Remedy | 154 | MR | 22 | 0 | 45 | 131 | 142 |
| Order of Protection | 22 | OP | 20 | 0 | 17 | 25 | 25 |
| Probate | 1,102 | P | 30 | 0 | 18 | 1,114 | 1,070 |
| Small Claim | 886 | SC | 232 | 37 | 360 | 795 | 716 |
| Tax | 7 | TX | 0 | 0 | 0 | 7 | 6 |
| TOTAL CIVIL | 4,164 | | 604 | 50 | 778 | 4,040 | 3,858 |

REPORT B
 ACTIVITY OF ALL CRIMINAL CASES
 DURING THE MONTH OF JULY 2007
 IN THE CIRCUIT COURT OF THE 11TH JUDICIAL CIRCUIT
 McLEAN COUNTY

| | BEGIN PENDING | CODE | NEW FILED | NO. OF DEFTS. NEW | REINSTATED | DISPOSED | END PENDING 2007 | END PENDING 2006 |
|-------------------------|------------------|------|--------------|-------------------------|------------|----------|------------------------|------------------------|
| CONTEMPT OF COURT | 1 | C.C. | 1 | 1 | 0 | 0 | 2 | 1 |
| CRIMINAL FELONY | 751 | CF | 131 | 131 | 8 | 100 | 790 | 890 |
| CRIMINAL MISDEMEANOR | 992 | CM | 211 | 211 | 10 | 177 | 1,036 | 915 |
| TOTAL CRIMINAL | 1,744 | | 343 | 343 | 18 | 277 | 1,828 | 1,806 |

REPORT C
 ACTIVITY OF ALL JUVENILE CASES
 DURING THE MONTH OF JULY 2007
 IN THE CIRCUIT COURT OF THE 11TH JUDICIAL CIRCUIT
 McLEAN COUNTY

| CATEGORY | BEGIN PENDING | CODE | NEW FILED | NO. OF DEFTS. NEW | REINSTATED | DISPOSED | END PENDING 2007 | END PENDING 2006 |
|--------------------------|---------------|------|-----------|-------------------|------------|----------|------------------|------------------|
| JUVENILE | 6 | J | 0 | 0 | 0 | 0 | 6 | 9 |
| JUVENILE ABUSE & NEGLECT | 407 | JA | 23 | 23 | 0 | 17 | 413 | 347 |
| JUVENILE DELINQUENT | 110 | JD | 19 | 19 | 6 | 25 | 110 | 103 |
| TOTAL JUVENILE | 523 | | 42 | 42 | 6 | 42 | 529 | 459 |

REPORT D
 ACTIVITY OF ALL DUI/TRAFFIC/CONSERVATION/ORDINANCE CASES
 DURING THE MONTH OF JULY 2007
 IN THE CIRCUIT COURT OF THE 11TH JUDICIAL CIRCUIT
 McLEAN COUNTY

| CATEGORY | BEGIN PENDING | CODE | NEW FILED | REINSTATED | DISPOSED | END PENDING 2007 | END PENDING 2006 |
|-----------------------------|---------------|------|-----------|------------|----------|------------------|------------------|
| CONSERVATION VIOLATION | 16 | CV | 2 | 0 | 5 | 13 | 34 |
| DRIVING UNDER THE INFLUENCE | 536 | DT | 64 | 0 | 56 | 544 | 460 |
| ORDINANCE VIOLATION | 894 | OV | 220 | 0 | 246 | 868 | 858 |
| TRAFFIC VIOLATION | 16,324 | TR | 3,620 | 48 | 4,071 | 15,921 | 17,557 |
| TOTALS: | 17,770 | | 3,906 | 48 | 4,378 | 17,346 | 18,909 |

REPORT F
DISPOSITION OF DEFENDANTS CHARGED WITH FELONIES (1)
DURING THE MONTH OF JULY 2007
IN THE CIRCUIT COURT OF THE 11TH JUDICIAL CIRCUIT
MCLEAN COUNTY

| | | NOT CONVICTED | | | | | CONVICTED | | | TOTAL DEFENDANTS DISPOSED OF |
|-------|--------|---------------------------|-----------|----------------------|----------------|---------------|----------------|----------------|---------------|------------------------------------|
| NOLLE | S.O.L. | REDUCED TO MISDEMEANOR | DISMISSED | OTHER (2) **** | ACQUITTED BY | | GUILTY PLEA | BENCH TRIAL | JURY TRIAL | |
| | | | | | BENCH TRIAL | JURY TRIAL | | | | |
| 17 | 0 | 3 | 0 | 5 | 0 | 0 | 71 | 0 | 4 | 100 |

(1) NOT NECESSARILY DIFFERENT DEFENDANTS

(2) INCLUDES COURT ACTION: NO BILL, TRANSFERRED/NO JURISDICTION, DEATH SUGGESTED/CAUSE ABATED, UNFIT TO STAND TRIAL, SEXUALLY DANGEROUS, TRANSFERS TO WARRANT CALENDAR, AND EXTRADITION PROCEEDING FILED AS A FELONY.

**** 5 transferred to warrant calendar

REPORT F
DISPOSITION OF DEFENDANTS CHARGED WITH FELONIES (1)
THROUGH THE MONTH OF JULY 2007
IN THE CIRCUIT COURT OF THE 11TH JUDICIAL CIRCUIT
MCLEAN COUNTY

| MONTH | NOT CONVICTED | | | | | | | | | | CONVICTED | | | TOTAL DEFENDANTS DISPOSED OF |
|-------|---------------|--------|---------------------------|-----------|-----------|----------------|---------------|----------------|----------------|---------------|----------------|---------------|--|------------------------------------|
| | NOLLE | S.O.L. | REDUCED TO MISDEMEANOR | DISMISSED | OTHER (2) | ACQUITTED BY | | GUILTY PLEA | BENCH TRIAL | JURY TRIAL | BENCH TRIAL | JURY TRIAL | | |
| | | | | | | BENCH TRIAL | JURY TRIAL | | | | | | | |
| JAN | 12 | 0 | 7 | 0 | 0 | 0 | 1 | 0 | 79 | 1 | 2 | 102 | | |
| FEB | 10 | 0 | 3 | 0 | 0 | 1 | 3 | 67 | 2 | 0 | 86 | | | |
| MAR | 4 | 0 | 3 | 0 | 0 | 0 | 3 | 74 | 0 | 2 | 86 | | | |
| APR | 16 | 0 | 8 | 0 | 131 | 0 | 1 | 104 | 0 | 5 | 265 | | | |
| MAY | 11 | 0 | 5 | 0 | 3 | 3 | 0 | 80 | 0 | 1 | 103 | | | |
| JUNE | 12 | 0 | 6 | 0 | 6 | 0 | 1 | 96 | 1 | 0 | 122 | | | |
| JULY | 17 | 0 | 3 | 0 | 5 | 0 | 0 | 71 | 0 | 4 | 100 | | | |
| AUG | 0 | 0 | 0 | 0 | 0 | 0 | 0 | 0 | 0 | 0 | 0 | | | |
| SEPT | 0 | 0 | 0 | 0 | 0 | 0 | 0 | 0 | 0 | 0 | 0 | | | |
| OCT | 0 | 0 | 0 | 0 | 0 | 0 | 0 | 0 | 0 | 0 | 0 | | | |
| NOV | 0 | 0 | 0 | 0 | 0 | 0 | 0 | 0 | 0 | 0 | 0 | | | |
| DEC | 0 | 0 | 0 | 0 | 0 | 0 | 0 | 0 | 0 | 0 | 0 | | | |
| TOTAL | 82 | 0 | 35 | 0 | 145 | 4 | 9 | 571 | 4 | 14 | 864 | | | |

(1) NOT NECESSARILY DIFFERENT DEFENDANTS

(2) INCLUDES COURT ACTION: NO BILL, TRANSFERRED/NO JURISDICTION, DEATH SUGGESTED/CAUSE ABATED, UNFIT TO STAND TRIAL, SEXUALLY DANGEROUS, TRANSFERS TO WARRANT CALENDAR, AND EXTRADITION PROCEEDING FILED AS A FELONY.

REPORT G
 SENTENCE OF DEFENDANTS CHARGED WITH FELONIES
 DURING THE MONTH OF JULY 2007
 IN THE CIRCUIT COURT OF THE 11TH JUDICIAL CIRCUIT
 McLEAN COUNTY

TOTAL NUMBER OF DEFENDANTS CONVICTED OF FELONIES BY GUILTY PLEA, BENCH TRIAL,
 AND JURY TRIAL (FROM REPORT F). THIS TOTAL MUST EQUAL THE NUMBER OF FELONY
 SENTENCES ON THE FELONY SENTENCE TABLE BELOW

TOTAL NUMBER OF CONVICTED FELONIES: 75

FELONY SENTENCE TABLE

| | CLASS M | CLASS X | CLASS 1 | CLASS 2 | CLASS 3 | CLASS 4 | TOTALS |
|--------------|---------|---------|---------|---------|---------|---------|--------|
| 1. DEATH | 0 | 0 | 0 | 0 | 0 | 0 | 0 |
| 2. LIFE | 0 | 0 | 0 | 0 | 0 | 0 | 0 |
| 3. IDOC | 0 | 2 | 11 | 7 | 4 | 12 | 36 |
| 4. PROBATION | 0 | 0 | 2 | 4 | 8 | 18 | 32 |
| 5. OTHER | 0 | 0 | 0 | 0 | 1 | 6 | 7 |
| TOTALS: | 0 | 2 | 13 | 11 | 13 | 36 | 75 |

REPORT H
ORDERS OF PROTECTION ISSUED
DURING THE MONTH OF JULY 2007
IN THE CIRCUIT COURT OF THE 11TH JUDICIAL CIRCUIT
McLEAN COUNTY

| | <u>EMERGENCY</u> | <u>INTERIM</u> | <u>PLENARY</u> |
|---------------|------------------|----------------|----------------|
| DIVORCE | 2 | 1 | 0 |
| FAMILY (OP) | 16 | 0 | 0 |
| CRIMINAL | 3 | 0 | 3 |
| TOTAL: | 21 | 1 | 3 |