



JUSTICE COMMITTEE AGENDA
Law and Justice Center, Room 700
Monday, August 4, 2003

5:15 P.M.

1. Roll Call
2. Chairman's Approval of Minutes – July 7, 2003
3. Appearance by Members of the Public
4. Departmental Matters:
 - A. Billie Larkin, Children's Advocacy Center
 - 1) Items to be presented for Information:
 - a) Profile of the Child Protection Network's Court Appointed Special Advocate (CASA) Program 1 - 13
 - b) Monthly Statistical Report 14 - 15
 - c) General Report
 - d) Other
 - B. Bill Gamblin, 911 Administrator
 - 1) Items to be presented for Information:
 - a) 911 Calls for May 2003 Memo 16 - 17
 - b) June Statistics and Resolution Report 18 - 22
 - c) General Report
 - d) Other
 - C. Amy Davis, Public Defender
 - 1) Items to be presented for Information:
 - a) Monthly Statistic Report 23 - 25
 - b) General Report
 - c) Other

- D. Roxanne Castleman, Court Services
- 1) Items to be presented for Information:
 - a) Monthly Statistics 26 - 31
 - b) General Report
 - c) Other
- E. Sandra Parker, Circuit Clerk
- 1) Items to be presented for Information:
 - a) Second Quarter 2003 Reports 32 - 37
 - b) Monthly Statistical Report for June 2003 38 - 49
 - c) General Report
 - d) Other
- F. David Owens, McLean County Sheriff
- 1) Items to be presented for Information:
 - a) McLean County Detention Facility Population Report 50 - 52
 - b) General Report
 - c) Other
- G. Beth Kimmerling, Coroner
- 1) Items to be presented for Action:
 - a) Request Approval of an Appropriation Transfer Amending the McLean County Fiscal Year 2003 Combined Annual Appropriation and Budget Ordinance - Indigent Burial Expense 53 - 57
 - 2) Items to be presented for Information:
 - a) Monthly Report for July 2003 58
 - b) General Report
 - c) Other
- H. William A. Yoder, State's Attorney
- 1) Items to be presented for Action:
 - a) Request Approval of an Emergency Appropriation Ordinance amending the McLean County Fiscal Year 2003 Combined Annual Appropriation and Budget Ordinance General Fund 0001, State's Attorney's Office 0020 59 - 60
 - 2) Items to be presented for Information:
 - a) *Amended* Asset Forfeiture Fund Report for June 30, 2003 61
 - b) Asset Forfeiture Fund Report 62
 - c) Case Load Report 63
 - d) General Report
 - e) Other

- I. John M. Zeunik, County Administrator
 - 1) Items to be presented for Information:
 - a) General Report
 - b) Other
5. Other Business and Communication
6. Recommend payment of Bills and Transfers, if any, to County Board
7. Adjournment

e:\ann\age\j_Aug.03

A Profile of the McLean County Child Protection Network's Court Appointed Special Advocate (CASA) Program

Services to Victims of Child Abuse

Prepared by:

The Research
and Analysis Unit



Rod R. Blagojevich
Governor

Candice M. Kane
Executive Director

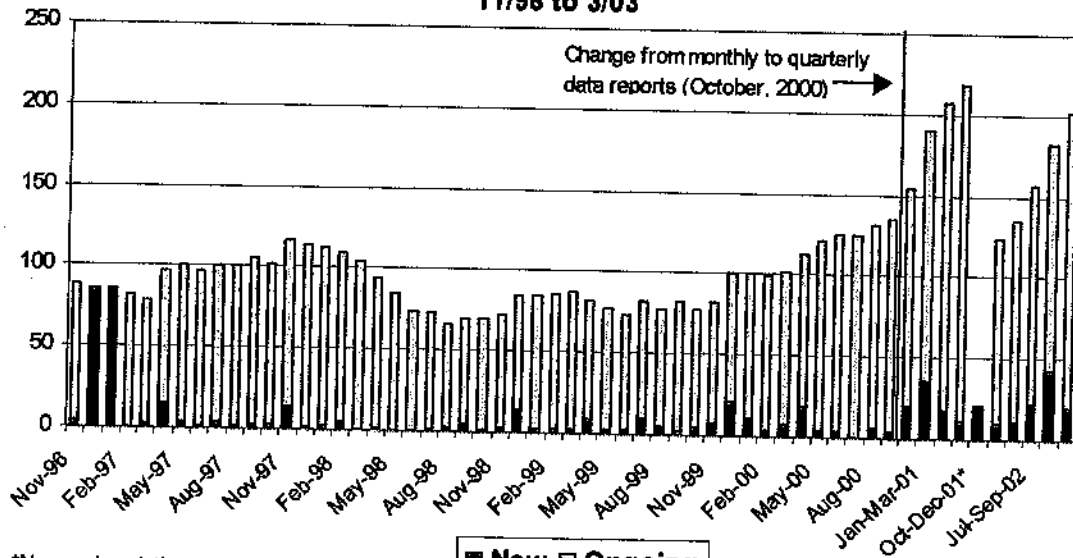
Introduction

The Illinois Criminal Justice Information Authority (ICJIA) has provided federal Victims of Crime Act (VOCA) funds to McLean County Child Protection Network's Court Appointed Special Advocate (CASA) program since 1995. This program is located in Bloomington, Illinois. Since October 1995, the CASA program has provided direct services to victims of child abuse and neglect in McLean County. VOCA funds support two full time case managers and one volunteer recruiter. The volunteer recruiter recruits volunteers to serve as CASAs, who are appointed as court officials to represent the best interests of the child. The case managers supervise the CASAs. CASAs provide victims of child abuse and neglect with the following direct services: criminal justice advocacy, legal advocacy, and personal advocacy, and they ensure that the child is referred to and receives any other needed services.

As part of a monitoring and evaluation effort, the federal Office for Victims of Crime and ICJIA require all VOCA funded programs to submit data reports describing their activities and accomplishments. As a result, ICJIA has accumulated a large amount of data that can be used to describe victim populations served, the types of services provided, as well as qualitative information that sheds additional light on program activities that cannot be captured with numbers.

Another part of ICJIA's monitoring efforts includes summarizing these program data returning it to program staff. This offers them a new vantage point from which to learn how their efforts have affected the program's service provision activities over time, as well as giving them the foundation upon which to build new ideas and strategies for future program development. This profile provides an overview of the McLean CASA program activities between November 1996 and March 2003. The first year of program activity (October 1995 to September 1996) was not included in this profile because data reported during that year has already been archived and sent to Springfield, and electronic data from that period could not be retrieved. Data for October 1996 also could not be retrieved.

Figure 1
Monthly/Quarterly Caseloads of New & Ongoing Victims Served,
11/96 to 3/03

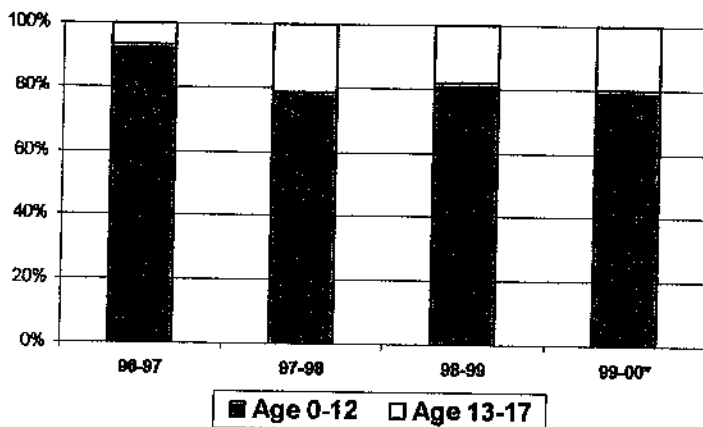


*No ongoing victims were reported between October and December 2001.

■ New □ Ongoing

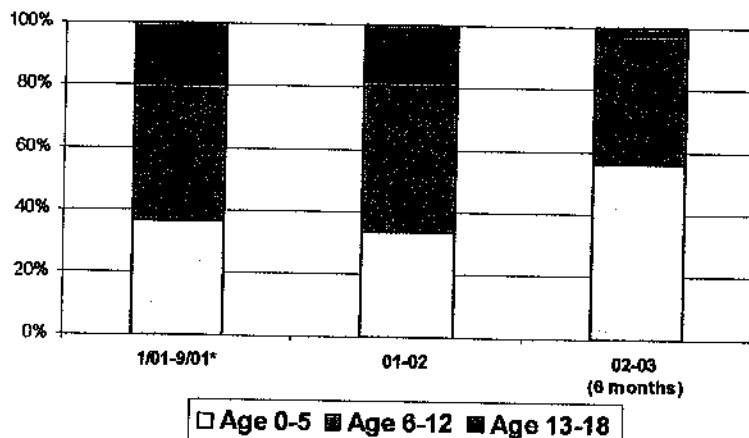
- Between November 1996 and September 2000, the CASA program's monthly caseload fluctuated between 66 and 135 children served each month. However, there was an overall increase since November 1996, nearly doubling from 70 to 135 in September 2000.
- Between October 2000 and March 2003, the CASA program's quarterly caseload fluctuated, but increased about 30 percent during the period.
- The CASA program's quarterly caseload peaked between July and September 2001 at 218 victims served.
- During the quarter of October to December of 2002, the CASA program served more new victims (43) than in any prior reporting period.
- The CASA program's quarterly caseload has been steadily increasing since the beginning of 2002.

Figure 2
New Victims by Age Group, 10/96 - 12/00



* Includes data from the first quarter of funding year 00-01

Figure 3
New Victims by Age Group, 1/01 - 3/03

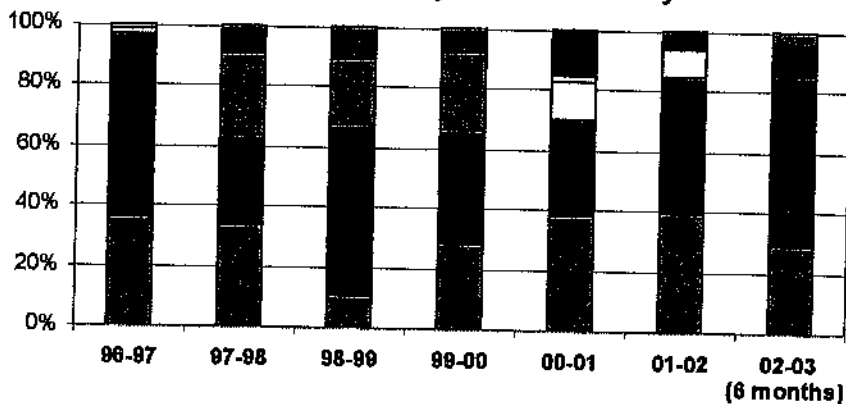


* The first quarter of funding year 00-01 is not included in Figure 3 because categories for reporting age were changed as of January 2001.

Note for Figures 2 and 3: In January 2001, ICJIA revised the data report form used by VOCA grantees to report program activity. Data reports submitted prior to this date contained two age group categories as shown in Figure 2, while data reports after this time contained three age group categories as shown in Figure 3.

- The distribution of new victims served by age group remained fairly stable during most of the CASA program's period of performance. However, during the first funding year, data indicated that a greater percentage of children ages 12 and younger were served (94 percent) compared to other funding years (average of 80 percent). Additionally, data support that a greater portion of children ages five and younger were served during the most recent six months of activity (56 percent) compared to other funding years (average of 35 percent).
- More than 87 percent of new victims served during the period of performance were between the ages of zero and 12.
- Since January 2001, 43 percent of new victims were between ages zero and five, 44 percent were between ages six and 12, and the remaining 13 percent were teenagers between ages 13 and 18.

Figure 4
New Victims by Race/Ethnicity



* Race/ethnicity category of bi-racial was not reported until 2001.

- Race/ethnicity breakdowns among victims served by the CASA program has fluctuated somewhat during the period of performance. During funding year 98-99, just 11 percent of new victims served were black, compared to 31 percent during the entire period of performance.
- Between November 1996 and March 2003, 49 percent of new victims served were white, 31 percent were black, 2 percent were bi-racial, and just 2 percent were Hispanic. The remaining victims were classified as "other" or "unknown."
- Compared to the population of McLean County, black victims are overrepresented among victims served by the CASA program by more than five times their representation in the general population (6 percent). Whites were underrepresented by 45 percent, as they make up 89 percent of McLean County's population. Hispanics were represented equal to their make-up in the general population.¹

¹ Population data source: 2000 Census, U.S. Census Bureau

Figure 5
New Victims by Gender

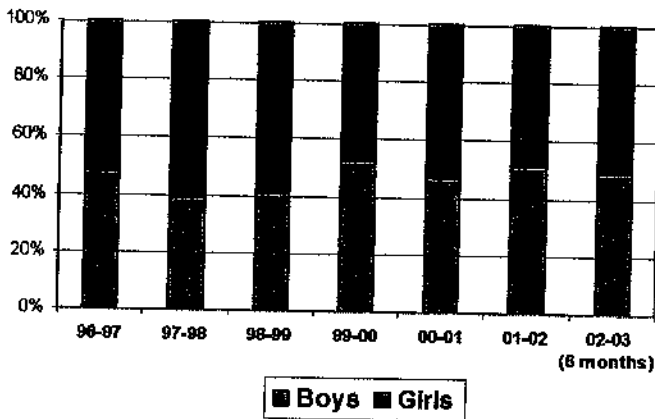
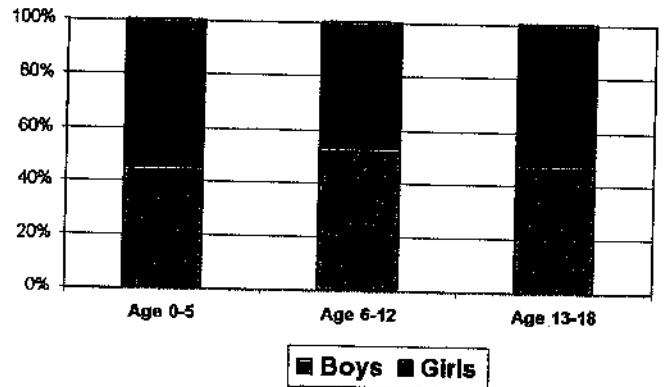


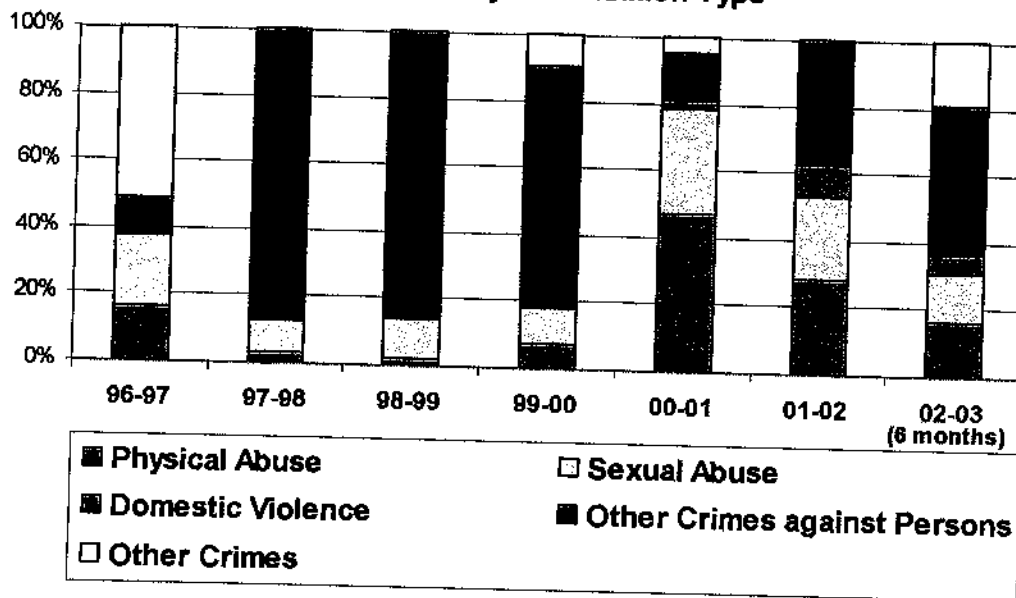
Figure 6
New Victims by Gender & Age Group*



* Data by age and gender are available since January 2001.

- Between November 1996 and March 2003, the ratio of boy victims to girl victims was nearly equal; however slightly more girl victims were served (52 percent of all victims served.)
- The gender of children served remained fairly consistent during the same period, except for funding years 97-98 and 98-99, when 39 and 41 percent of victims served were boys, respectively.
- Even when gender of victims is examined by age group (Figure 6), little fluctuation is apparent.

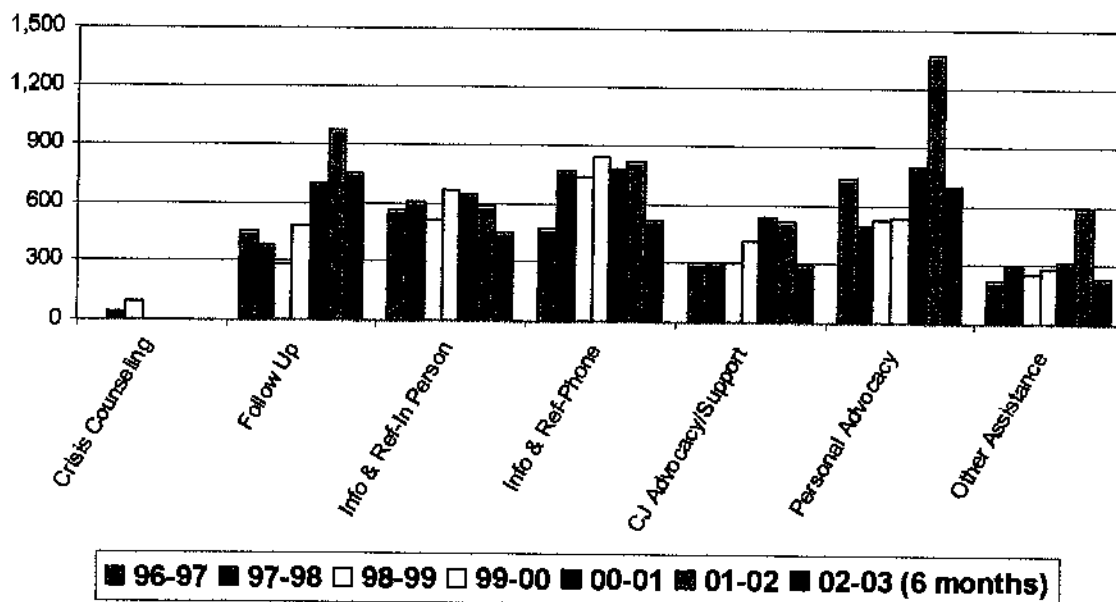
Figure 7
New Victims by Victimization Type



- Between November 1996 and March 2003, the most common type of victimization experienced by victims served by the CASA program was "other crimes against persons," accounting for 38 percent of all victims. This most often referred to victims of child neglect.
- The types of victimization experienced by victims varied considerably during the period of performance. Victims of child physical abuse accounted for 2 percent of victims in funding year 98-99, while they made up nearly half in 00-01. Similarly, victims of child sexual abuse constituted 9 percent of victims served in 97-98, and 31 percent in 00-01.
- When more detailed demographic data² were analyzed by victimization type and gender, no substantial differences were found between boys and girls with the exception of sexual abuse. Of the 43 sexual abuse victims served since January 2001, 32 (or 74 percent) were girls.

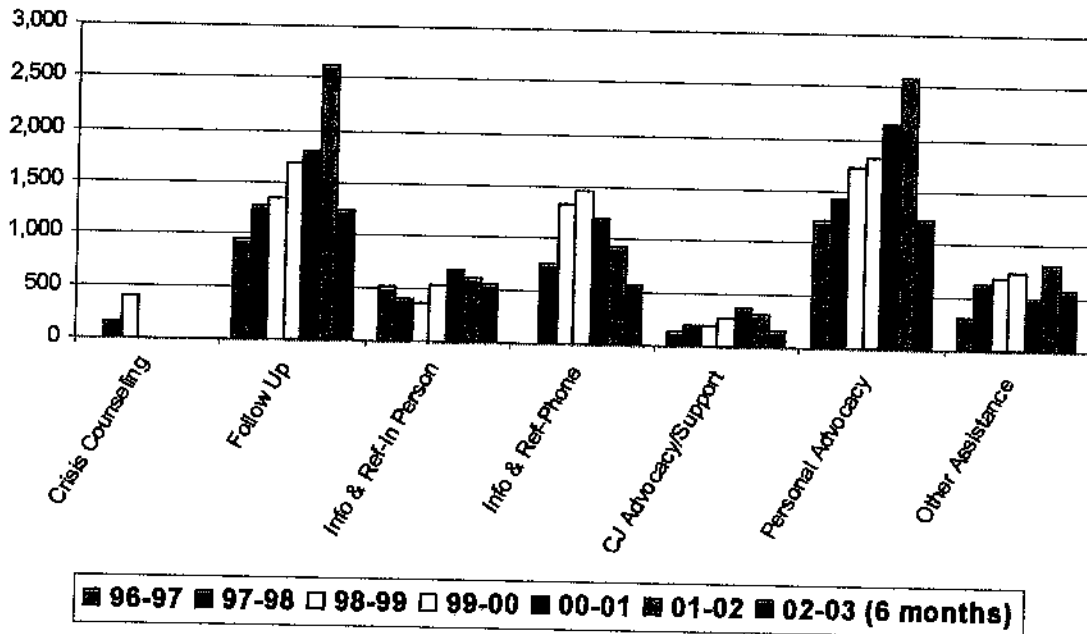
² ICJIA began collecting more detailed demographic data from the CASA program in January 2001.

Figure 8
Number of Victims that Received Direct Services



- Personal advocacy was provided to the greatest number of victims between November 1996 and March 2003; this was largely driven by the increase in the number of victims that received this service in funding year 01-02. Between funding years 00-01 and 01-02, the number of victims that received personal advocacy services increased 72 percent.
- The number of victims who received follow up services, criminal justice advocacy, and personal advocacy has increased when compared to earlier years during the period of performance.
- A substantial number of victims also received “other assistance” during the period of performance. This often consisted of assistance with housing, domestic violence, or substance abuse services. This also included CASAs representing the victim’s best interest at educational staffings or other meetings.

Figure 9
Service Contacts by Type of Direct Service



- Similar to the pattern noted in the number of victims provided each service type, the most number of service contacts were for personal advocacy between November 1996 and March 2003.
- Steady increases were noted in the number of service contacts for follow up services and personal advocacy during the period of performance.
- The greatest number of service contacts occurred during funding year 01-02, with 7,869 contacts. The next greatest number of service contacts were provided during 00-01, with 6,661 contacts with victims.
- The number of contacts for information and referral services via telephone have decreased steadily since funding year 99-00.

Conclusion

During the period of performance, the McLean County CASA program provided services to an average of 94 victims per month between November 1996 and December 2000. Since January 2001, the program continues to serve an average of 159 victims per quarter.³ The nature of the population served by the CASA program changed very little during the performance period. Most of the victims served by the program were age 12 or younger. About half of victims were white, and about one third were black. Slightly more than one half of victims served were girls.

The types of services provided by the CASA program also were fairly consistent during the period of performance. Services provided remained similar, with increases in follow up and personal advocacy during the later years and some decrease in information and referral services provided over the telephone.

³ Changing the reporting cycle from monthly to quarterly in January 2001 reduced the number of ongoing clients counted within a year. Therefore, it may seem as though the CASA program's caseload decreased somewhat at that time, when in fact it did not. For example, reporting that one client received services for six months would be counted six times using monthly reporting, while that same client would be reported only twice using quarterly reporting.

Project Status Report
Program Area/Title: Services to Victims of Child Abuse
Project Agency: McLean County Child Protection Network, Court Appointed Special Advocate (CASA) Program
Number of months of activity/months of funding designated: Agreement 201049 -- 84/12; Agreement 202094 -- 36/12
Start/end dates of current agreements: Agreement 201049 -- October 1, 2002/September 30, 2003; Agreement 202094 -- September 1, 2002/August 31, 2003
Current designation/source: Agreement 201049 -- \$38,858/VOCA FFY01; Agreement 202094 -- \$43,552/VOCA FFY02
Program Summary: VOCA funds support two full time case managers and one part time volunteer recruiter for the Court Appointed Special Advocate (CASA) Program. CASAs are community volunteers who act as a voice for the child in juvenile court. After CASAs successfully complete training, they become sworn officers of the court and work hand in hand with the judiciary under the broad supervision of the judiciary and the direct supervision of the Associate Director of Training and the CASA case managers. CASAs advocate to all parties in the child's best interest to expedite delivery of services to the child and permanency in the child's life.
Project Assessment
Administrative compliance: No issues.
Data and Fiscal report compliance: Both data and fiscal reports are received on a timely basis and have been accurate.
Goal and Objectives: Goal: To provide direct services to child sexual/physical abuse and or neglect crime victims for the purpose of alleviating trauma and suffering incurred from victimization. <i>Objective #1:</i> Provide criminal court-related advocacy and support services to 36 victims each month. <i>Objective #2:</i> Provide criminal case status and disposition information and/or appearance notification services to 50 victims each month. <i>Objective #3:</i> Assist 20 victims each month with victims impact statements. <i>Objective #4:</i> Provide other criminal justice advocacy and support services to 22 victims each month.

- Objective #5:** Provide in-person information and referral services to 44 victims each month.
- Objective #6:** Provide telephone information and referral services to 57 victims each month.
- Objective #7:** Provide follow-up contact to 55 victims each month.
- Objective #8:** Provide personal advocacy to 65 victims each month.
- Objective #9:** Provide medical advocacy to 36 victims each month.
- Objective #10:** Provide advocacy to child/family team, individual education planning, and administrative case review meeting services to 15 victims each month.
- Objective #11:** Provide advocacy for biological/foster parents/ caregiver-services to 114 victims each month.

Progress toward Goals and Objectives:

- Objectives #1 through #3:** Progress on the first three objectives is unknown for two reasons. First, data report forms used to report program activity to ICJIA during calendar year 2002 did not include a section to report progress on these objectives. Thus, activity relevant to these objectives was not collected between September and December 2002. ICJIA staff revised the data report for grantees' use beginning the first quarter (January to March) of 2003. The new data report forms include sections to report information relevant to each of the first three objectives. Second, although the CASA program's activity between January and March 2003 were reported using the new data report forms, the sections relating to the first three objectives were left unused, suggesting that zero clients received the services described in these objectives. During a site visit to the McLean County Child Protection Network in June 2003, ICJIA staff instructed program staff to report this information on the new data report for all future program activity.
- Objective #4:** This objective has been met and exceeded by 119 percent. On average, the CASA program provided criminal justice advocacy and support services to 48 victims each month.
- Objective #5:** This objective has been met and exceeded by 69 percent. On average the CASA program provided in-person information and referral services to 75 victims each month.
- Objective #6:** This objective has been met and exceeded by 46 percent. On average the CASA program provided telephone information and referral services to 83 victims each month.
- Objective #7:** This objective has been met and exceeded by 117 percent. On average the CASA program provided follow up contact to 119 victims each month.
- Objective #8:** This objective has been met and exceeded by 75 percent. On average the CASA program provided personal advocacy services to 113 victims each month.
- Objective #9:** Progress on this objective is unknown because no information was reported about medical advocacy services on the data reports. During a site visit to the McLean County Child Protection Network in June 2003, ICJIA staff informed program staff to report all victims that received

medical advocacy services on future data reports.

Objectives #10 and #11: Progress on these two objectives is unknown because data reports reported progress on both objectives using just one performance indicator, when progress for each objective should have been reported separately. If the total number reported for both objectives is used to assess progress on both objectives 10 and 11, the CASA program is not meeting these objectives. On average the CASA program provided advocacy services at child/family team, Individual Education Planning, and Administrative Case Review meetings and to biological/foster parents/caregivers to 40 clients each month. The sum of clients expected to receive both services specified in objectives 10 and 11 totals 129 each month.

Qualitative information: The CASA has exceeded most of their objectives for the current funding period. Objectives that have not been met are due to reporting issues rather than performance. Thus, we expect these objectives to be met for the remainder of the funding period. The CASA case managers and volunteer recruiter continue to recruit, interview, and train more CASAs during this funding period. Additionally, CASA managers have held supervisory meetings with CASAs in excess of 200 meetings each month. Finally, nearly 70 hours of continuing education was provided for CASAs since the beginning of the funding period. The CASA program has trained nearly 100 CASAs who each represent the best interests of at least one child in the juvenile court system. Thus, they are able to provide individualized services to many child victims of abuse and neglect with just two full-time and one part-time VOCA funded staff. This program has demonstrated efficient use of VOCA funds through the effective training and utilization of quality volunteers.

Evaluation information: None.

Recommendations: None.

McLean County Children's Advocacy Center Monthly Statistics

June 2003

2002 1ST INTERVIEW MONTH/YTD STATS	1ST. INTERVIEW 2002	JUV. SUSPECT INTERVIEW 2002	SIB/WITNESS INTERVIEW 2002	2ND INTERVIEW 2002	OUT OF COUNTY INTERVIEW	TOTAL MONTHLY INTERVIEWS	YTD TOTALS
JANUARY 12/12	8/8	0	2	1	1	12	12
FEBRUARY 13/25	8/16	1	2	1	4	16	28
MARCH 13/38	15/31	0	7	1	1	24	52
APRIL 13/51	6/37	0	4	1	2	13	65
MAY 16/67	9/46	1	1	1	1	13	78
JUNE 16/83	12/58	0	2	0	0	14	92
JULY 14/97							
AUGUST 10/107							
SEPTEMBER 14/121							
OCTOBER 13/134							
NOVEMBER 11/145							
DECEMBER 14/159							
YEAR TOTALS 159	58	2	18	5	9	92	92

**CASA Statistics
Month of June 2003**

	Current Month	YTD
New Cases Assigned	8	28
Cases Awaiting Assignment	3	3
Cases Closed	0	15
Children Awaiting Assignment	7	38
Children Currently Served	19	226
Total Number of CASA's Assigned	7	126
Resigned CASA's	0	9
Reports Filed	24	147
Court Hearings Attended	21	198

CASA Program Updates:

We had many cases waiting from the Judiciary, so we assigned many of the new graduates. We began working with the new volunteers to get them accustomed to their case. This is a very time intensive endeavor. We assigned 8 new volunteers to work with 19 abused and neglected children in McLean County! Each of these cases had many children in them. We had one criminal case, where the five children were victims of seeing their father severely beat the mother. Our cases have been similar to these, with a lot of domestic violence and substance abuse.

The CASA office held an In-Service on June 23 with Dr. Jeanne Howard of Illinois State University. Dr. Howard is the Director of the Adoption Research Center. She has co-authored a book recently. The topic she presented was "Why Children Act the Way They Do", an inside look at the significant behavior problems children have, as a result of the trauma they experience being placed in foster care. We had 42 CASA attendees. This was a great learning experience for all that attended.

Inter-Office Memo

Date: 7/24/2003

To: The Honorable T. Renner, Chariman and Honorable Justice Committee Members

Cc: file

From: W. H. Gamblin, E9-1-1 Administrator

RE: Resolution Report

Please find attach our monthly report.

Thank you and I will be at the meeting to respond to questions and/or requests

Respectfully submitted,



William H. Gamblin, ENP

McLean County ETSB

WHG

Attachments

Board Memo

Date: 6/10/2003
To: Honorable Dennis Powell, Chairman and Honorable Members of the ETSB
Cc: File
From: Wm. Gamblin, 911-Administrator
RE: 9-1-1 Calls for May 2003

The attached chart of the 9-1-1 calls for May continue to show an increase in number. This is due to cellular calls that are now placed on the 9-1-1 trunks. In addition, cellular calls for service are continuing to go up as more cell phones are purchased. Two phenomena are responsible for this increase, the first being what we call "butt" calls or the accidental activation of a pre-programmed 9-1-1 button on the telephone. This usually occurs when someone has the phone in their back pocket and sits on it causing the activation and giving rise to the name, however, activation does occur when the phone is carried in a purse, attaché case, or back pack and is bumped up against another item in the bag.

Manufacturers are no longer making phones that have a programmed 9-1-1 button but many legacy phones are still on the market that contain the feature so it will take several years to reduce these errors.

The second is called the "roadway good Samaritan", as cellular phones move from the installed and/or the bag phone types to the small portable units now in use more people have them in the car and can use them to call in accidents or unusual situations. Because of this the center will receive anywhere from three to 25 telephone calls on the same incident depending on what it is. While with Jefferson County, I remember we received 30 cell calls reporting two people either beating a man to death or giving him CPR. As it was on an interstate we responded an EMS unit and a first alarm fire response. When the four units got on scene they found two people field dressing a deer that had been struck by a car. While the intentions are good this phenomena will cause an increase in call volume.

Respectfully submitted,


William H. Gamblin, ENP

Board Memo

Date: 7/2/2003
To: The Honorable Dennis Powell, Chairman and Honorable ETSB Members
Cc: file
From: W. H. Gamblin, E9-1-1 Administrator
RE: Resolution Report for June

Attached is the June resolution report indicating we are down to 49 errors. In order to ensure that we have taken all steps to reach citizens to test corrected database items we have instituted the following procedure:

- 1. We call the residence to set up a test call and if after the third try we do not get an answer we then:*
- 2. Send a post card to the residence asking that they contact to set up a test call to verify the information:*
- 3. If we do not make contact within 10 days we then send a certified, receipt requested to verify that someone is at the address.*

This allows us to either make the corrections or build a file to indicate that we have done all we can to contact the individual.

WHG

Attachments

ERROR REPORT (MONTHLY)
COMMUNITY

#ERRORS
RESIDENTIAL BUSINESS TOTAL ERRORS DATA #CORRECTED ERROR TYPE

COMMUNITY	RESIDENTIAL	BUSINESS	TOTAL ERRORS	DATA	#CORRECTED	ERROR TYPE
ANCHOR	0	0	0	1		
ARROWSMITH	0	0	0	1		
BELLFLOWER	0	0	0	2		
BLOOMINGTON	1	17	18	42	1	1*-N911
CARLOCK	1	0	1	3		
CHENOA	0	1	1	4		
COLFAX	0	0	0			
COOKSVILLE	1	0	1		1	1*-N911
CROPSEY	0	0	0	2		
DANVERS	2	1	3	1		
DOWNS	1	1	2	2		
EL PASO	0	0	0	1		
ELLSWORTH	0	1	1	2		
GRIDLEY	0	0	0			
HEYWORTH	1	0	1	1	1	1*-N911
HUDSON	2	1	3	1		
LEROY	7	0	7	5		
LEXINGTON	4	0	4	5		
MANSFIELD	1	0	1	1	1	1*-COMM
MCLEAN	0	1	1			
MINIER	0	0	0			
NORMAL	3	5	8	7	3	3*-MSAG
SAYBROOK	1	40	41	5	40	40*-N911
SHIRLEY	0	2	2	1		
STANFORD	0	0	0			
TOWANDA	0	0	0	1		
OTHER	3	0	3		2	2*-WC
TOTAL ERRORS	28	70	98	88	49	

*NO STREET NAME = NSN
 *MSAG PROBLEM = MSAG
 *NEED 911 ADDRESS = N911
 *CITY JURISDICTION = CJ
 *CELL TOWER = CT
 *REMOVE STREET DIRECTIONAL = RSD
 *COMMUNITY ERROR=COMM
 *NUMBER DISCONNECTED=ND
 *WRONG COUNTY=WC
 *DATA LINE = DL

ERRORS AS OF MAY 31, 2003 89
 NEW ERRORS FOR JUNE 9
 ERRORS CORRECTED IN JUNE 49
 ERRORS AS OF JUNE 30, 2003 49
 DATA LINES 88
 ILLINOIS STATE UNIVERSITY 69

JUNE, 2003

ERROR
NO ALI

NUMBER CORRECTED TESTED COMPLETE

25	25	15	18
----	----	----	----

NO ANI

NUMBER CORRECTED TESTED COMPLETE

1	1		1
---	---	--	---

INCORRECT ADDRESS

NUMBER CORRECTED TESTED COMPLETE

22	22	17	18
----	----	----	----

MSAG-STREET RANGE/COMMUNITY*

NUMBER CORRECTED TESTED COMPLETE

--	--	--	--

ASSIGNED ADDRESSES-UNINCORPORATED
NEW ROADS (NEW MSAG LISTING)

9
5

TOTAL ERRORS
TOTAL ERRORS CLEARED

48
37

Board Memo

Date: 7/2/2003

To: The Honorable Dennis Powell, Chariman and Honorable ETSB Members

Cc: file

From: W. H. Gamblin, E9-1-1 Administrator

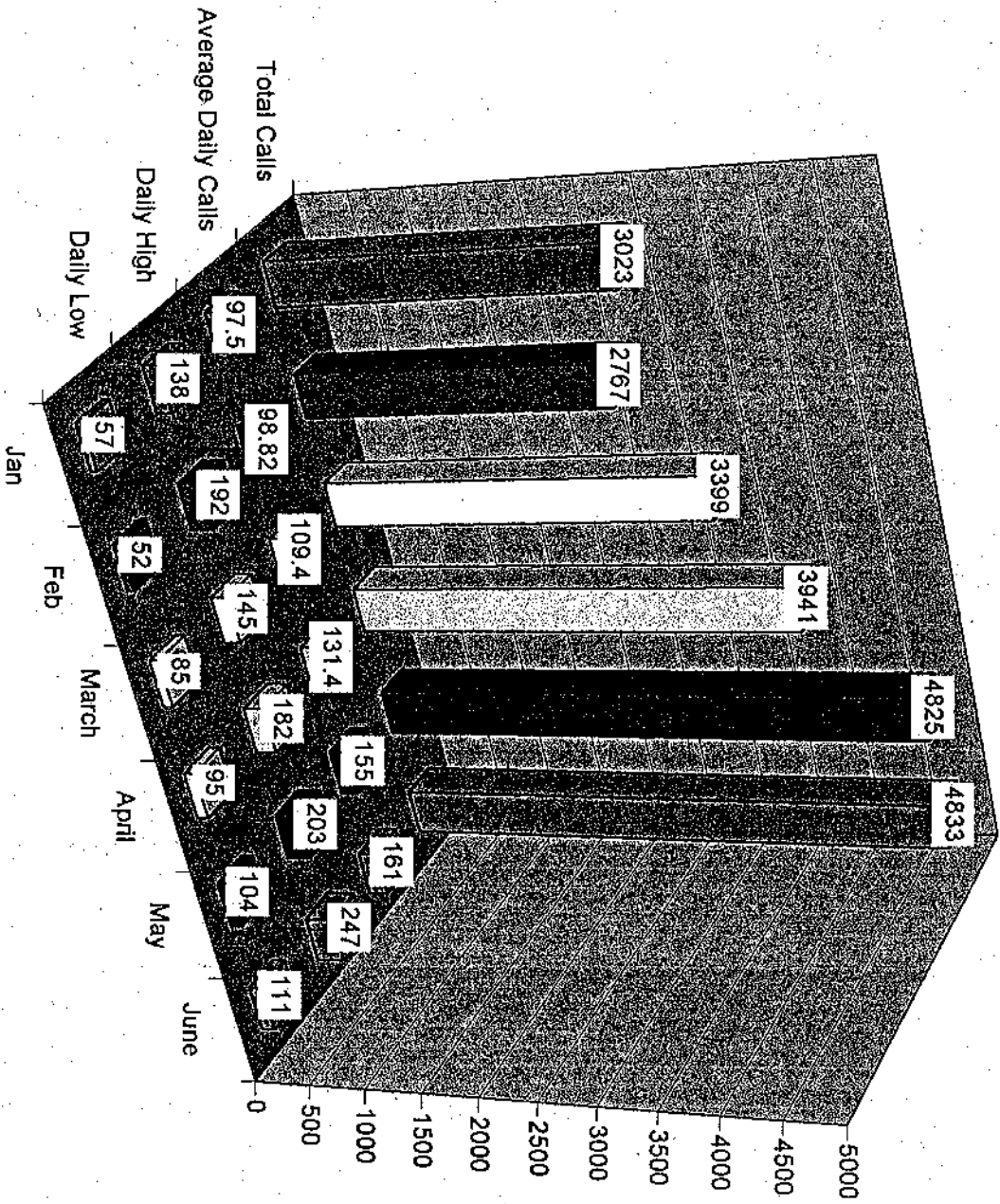
RE: June 9-1-1 Calls

Please find attached the 9-1-1 calls for the month of June showing a continued increase in calls.

WHG

Attachments

June 2003 9-1-1 Calls



- Jan
- Feb
- March
- April
- May
- June

August 4, 2003

McLean County Board
Justice and Public Safety Committee
Bloomington, IL 61701

Re: Monthly Caseload - MONTH ENDING JUNE 30, 2003

Dear Committee Members:

Pursuant to statute, I am forwarding this report to your attention and I am causing a copy to be filed with the Circuit Clerk's office of McLean County.

During the above-mentioned time period, in the discharge of our duties to indigent persons in McLean County we have been assigned the following new cases in the area set forth. The activities in which we are involved differ in no substantial manner from those which have earlier been reported.

CASE TYPES	MONTHLY TOTALS 2002	MONTHLY TOTALS 2003	YTD TOTALS 2002	YTD TOTALS 2003	% CHANGE YTD
FELONIES	79	76	499	496	<1%>
MISDEMEANORS	202	92	575	540	<6%>
DUI	26	30	155	141	<9%>
TRAFFIC	90	62	454	482	6%
JUVENILE	31	15	135	119	<12%>
(DELINQUENT)	8	3	70	57	<19%>
(ABUSE/NEGLECT)	23	12	65	62	5%
MENTAL HEALTH CASES	0	2	0	12	100%
POST-CONVICTION & SVPCA CASES	0	0	5	7	29%
TOTAL	327	277	1,823	1,790	<2%>

Following are the caseload assignments to each of the full-time and contract attorneys for the reporting month of: **MONTH ENDING June 30, 2003.**

CASE TYPE	PUBLIC DEFENDER ATTORNEYS	YTD TOTALS	NEW MONTHLY TOTALS	NEW PTR/REVIEW TOTALS
F	TRACY SMITH	56	7	4
F	JAMES TUSEK	63	12	4
F	RONALD LEWIS	58	8	1
F	BRIAN MCELLOWNEY	60	7	2
M	CARLA BARNES	199	43	0
F	CARLA BARNES	49	7	4
M	ROBERT KEIR	334	49	3
F	ROBERT KEIR	27	7	1
DUI	ANTHONY ORTEGA	125	30	0
F	ANTHONY ORTEGA	25	3	0
F	JOHN WRIGHT-C	37	7	0
F	LEE ANN HILL-C	40	6	0
F	TONY TOMKIEWICZ-C	38	6	0
TR	DAWN NATION	373	62	0
J	JON MCPHEE	38	6	0
J	ART FELDMAN	47	3	3
J	KELLY CAVANAUGH	32	5	0
J	ALAN NOVICK-C	3	1	0
PC/SVP	DAVID BUTLER-C	7	0	0
PVT	PRIVATE COUNSEL	200	22	0
W/D	WITHDRAWN	13	7	0

PTR= Petition to Revoke Probation
 F = Felony
 J = Juvenile
 O = Other
 P.C.=Post Conviction Remedy Cases

C= Contract Attorney (6-7 Cases per Month)
 DUI= DUI
 TR= Traffic
 M= Misdemeanor

DATE: August 4, 2003
TO: Justice Committee
FROM: Amy Johnson Davis
RE: Monthly Report

JUNE 2003 DISPOSITION

DISPOSITION	FELONY	MISDEMEANOR	TRAFFIC / DUI
PLEA / ORIGINAL OFFER	31	33	43
PLEA / LESSER	6	13	43
BENCH TRIAL / WIN	1	0	0
BENCH TRIAL / LOSS	1	0	0
JURY TRIAL / WIN	0	0	0
JURY TRIAL / LOSS	2	0	0
DISMISSED / UPFRONT	6	5	27
DISMISSED / TRIAL	2	15	3
KNOCKDOWN	0	0	0
DISMISSED PER PLEA	0	4	2
PRIVATE COUNSEL	13	1	8
PLEA / BLIND	3	0	0
REFILED AS FELONY	N/A	0	0
WITHDRAWN	0	7	0
DIRECTED VERDICT	0	0	0
P.D. DENIED	1	6	0

June 2003

COURT SERVICES ADULT/JUVENILE DIVISION STATISTICS

ADULT DIVISION

7 Officer Supervision Unit - 3 Officer PSI Unit

Total Caseload – 1081 (1053 last month)

Average caseload per officer 154 (60 AOIC recommendation)

Presentence Reports Completed – 36 (39 last month)

* Total Workload Hours Needed – 1872.30 (1906.30 last month)

** Total Hours Available - 1650.00

* According to AOIC standards it would take this amount of hours per month to complete all requirements of case supervision and report writing.

** The number of work hours available to the division (11 officers working 150 hours each per month).

AOIC workload standards indicate **an additional 1.48 adult officers are needed.** (1.71 last month)

JUVENILE DIVISION

4 Officer Division

Total Caseload – 119 (124 last month)

Average caseload per officer 30 (35 AOIC recommendation)

Social History Reports Completed – 22 (13 last month)

* Total Workload Hours Needed – 624.50 (531.00 last month)

** Total Hours Available 600.00

* According to AOIC standards it would take this amount of hours per month to complete all requirements of case supervision and report writing.

** The number of work hours available to the division (4 officers working 150 hours each per month).

AOIC workload standards indicate **an additional 0.16 juvenile officers are needed.** (-0.46 last month)

EARLY INTERVENTION PROBATION (EIP)

3 Person unit with a maximum caseload of 45

Total caseload 30

June 2003

SPECIAL PROGRAMS

INTENSIVE PROBATION UNIT ADULT

3 person unit with a maximum caseload of 40

Total Caseload - 42 (39 last month)

INTENSIVE PROBATION UNIT JUVENILE

1 ½ person unit with a maximum caseload of 15

Total Caseload - 15 (16 last month)

DRIVING UNDER THE INFLUENCE UNIT

1 person unit with a maximum caseload of 40

Total Caseload - 80 (79 last month)

JUVENILE INTAKE

2 person unit

Total Informal Conferences - 21 (12 last month)

Total Caseload Informal Probation - 45 (42 last month)

Total Intake Screen Reports - 26 (64 last month)

COMMUNITY SERVICE PROGRAM

1 person unit

Total Caseload Adult - 423 (427 last month)

Total Caseload Juvenile - 28 (34 last month)

Total Hours Completed Adult - 2597.00 (\$13,634.25 Symbolic Restitution)

Total Hours Completed Juvenile - 300.00 (\$ 1,575.00 Symbolic Restitution)

Total Worksites Used - 365 (354 last month)

DOMESTIC VIOLENCE PROGRAM

3 person unit (2 Officers and 1 Clerk)

Total Probation Caseload - 75 (71 last month)

Total Court Supervision/Conditional Discharge Caseload - 325 (322 last month)

JUVENILE DETENTION CENTER 2003

McLean County	Jan	Feb	Mar	Apr	May	Jun	Jul	Aug	Sep	Oct	Nov	Dec
Ages of Minors Detained												
10	0	0	0	0	0	0						
11	0	0	0	1	0	0						
12	0	0	0	0	3	0						
13	0	1	0	2	5	0						
14	6	0	2	2	5	4						
15	7	4	8	18	3	3						
16	11	2	7	6	5	1						
Sex of Minors Detained												
Male	18	4	14	20	15	6						
Female	6	3	3	9	6	2						
Race of Minors Detained												
Caucasian	6	1	7	20	12	5						
African-American	17	6	10	9	9	3						
Hispanic	1	0	0	0	0	0						
Offenses of Which Minor was Detained												
Dispositional Detention	13	3	6	8	3	2						
Warrant	3	0	2	4	3	4						
Aggravated Assault	0	0	0	1	0	0						
Aggravated Battery	1	0	1	3	2	0						
Aggravated Criminal Sexual Abuse	0	0	0	0	1	0						
Aggravated Criminal Sexual Assault	0	0	1	0	0	0						
Aggravated Domestic Battery	0	0	1	1	0	0						
Burglary to Motor Vehicle	0	0	0	2	2	0						
Court Ordered	0	0	0	2	0	0						
Criminal Drug Conspiracy	1	0	0	0	0	0						
Delivery of Controlled Substance	0	1	0	0	0	0						
DOC	0	1	1	0	1	0						
Domestic Battery	0	0	0	2	2	0						
Felony Retail Theft	0	0	1	0	0	0						
Home Invasion	0	0	0	0	2	0						
Motor Vehicle Theft	0	0	0	0	1	0						

	Jan	Feb	Mar	Apr	May	Jun	Jul	Aug	Sep	Oct	Nov	Dec
Obstructing a Peace Officer	0	0	0	1	0	0						
Possession of Marijuana	0	0	1	0	0	0						
Request for Apprehension	3	2	3	4	3	2						
Residential Burglary	3	0	0	1	1	0						
Residence of Minors Detained												
Bloomington	20	7	13	17	14	5						
Normal	1	0	4	9	4	2						
Chenoa	0	0	0	0	0	1						
Chicago	1	0	0	1	0	0						
Danvers	0	0	0	1	1	0						
Downs	2	0	0	0	0	0						
Heyworth	0	0	0	0	1	0						
Kankakee	0	0	0	1	0	0						
Saybrook	0	0	0	0	1	0						
Average Daily Population	9	8.6	7	12	13.9	8.8						
Average Daily Population:YTD	9	8.8	8.2	9.2	10.1	9.9						
Number of Days in Detention	279	240	216	359	431	263						
Revenue:	157.22	155.89	65	50	150	50						

JUVENILE DETENTION CENTER 2003

Out of County	Jan	Feb	Mar	Apr	May	Jun	Jul	Aug	Sep	Oct	Nov	Dec
Ages of Minors Detained												
10	0	0	0	0	0	0	0					
11	0	0	0	0	0	0	0					
12	1	0	0	0	0	2	0					
13	1	0	0	0	0	0	1					
14	2	1	2	4	7	4	4					
15	4	3	2	3	2	2	6					
16	6	5	6	7	11	11	11					
17												
Sex of Minors Detained												
Male	9	5	8	8	18	18	18					
Female	5	4	2	6	4	4	4					
Race of Minors Detained												
Caucasian	12	6	10	11	21	21	21					
African-American	1	0	0	3	1	0	0					
Hispanic	1	3	0	0	0	1	1					
Offenses of Which Minor was Detained												
Dispositional Detention	12	3	8	12	18	21	21					
Warrant	0	2	1	2	1	0	0					
Criminal Damage to Property	0	0	0	0	1	0	0					
DOC	0	2	0	0	0	0	0					
DOC Warrant	2	0	1	0	0	1	1					
Domestic Battery With Bodily Harm	0	1	0	0	0	0	0					
Possession of Controlled Substance	0	1	0	0	0	0	0					
Probation Violation	0	0	0	0	0	2	0					
Residence of Minors Detained												
Bureau	0	1	0	0	0	5	5					
DeWitt	0	1	1	0	0	1	1					
DOC	2	0	1	0	0	1	1					
Henderson	0	0	0	1	0	0	0					
Henry	0	0	0	0	0	1	0					

	Jan	Feb	Mar	Apr	May	Jun	Jul	Aug	Sep	Oct	Nov	Dec..
Livingston	2	1	1	1	3	6	5					
Logan	6	2	5	5	6	13	7					
Madison	0	0	0	0	1	0	0					
Mason	0	1	0	0	0	0	0					
McDonough	0	2	0	0	0	0	0					
Rock Island	1	0	2	3	1	1	1					
Tazewell	1	0	0	0	0	0	0					
Woodford	2	1	0	0	0	1	2					
Average Daily Population	3.3	1.8	2.5	2.4	4.6	9.2						
Average Daily Population: YTD	3.3	2.6	2.5	2.5	2.9	4						
Number of Days in Detention	102	49	77	71	144	276						
Revenue:	9570	4490	7370	5950	13420	27720						

REPORT A
ACTIVITY OF ALL CIVIL CASES
DURING THE 2nd QUARTER 2003
IN THE CIRCUIT COURT OF THE 11th JUDICIAL CIRCUIT
McLEAN COUNTY

CATEGORY	BEGIN PENDING	CODE	NEW FILED	REINSTATED	DISPOSED	END PENDING 2003	END PENDING 2002
Adoption	24	AD	21	0	24	21	31
Arbitration	445	AR	152	38	272	363	448
Chancery	189	CH	78	0	67	200	365
Dissolution of Marriage	526	D	178	5	156	553	520
Eminent Domain	1	0	0	0	0	1	4
Family	191	F	64	0	61	194	133
Law => \$50,000 - Jury	263	L	30	0	28	265	274
Law => \$50,000 - Non-Jury	120	L	32	0	11	141	138
Law = < \$50,000 - Jury	16	LM	0	0	0	16	18
Law = < \$50,000 - Non-Jury	261	LM	232	25	282	236	227
Municipal Corporation	0	MC	0	0	0	0	0
Mental Health	6	MH	20	0	17	9	7
Miscellaneous Remedy	145	MR	64	0	56	153	125
Order of Protection	12	OP	53	0	49	16	14
Probate	1,127	P	61	0	87	1,101	1,069
Small Claim	874	SC	631	141	1,004	642	653
Tax	10	TX	0	0	0	10	12
TOTAL CIVIL	4,210		1,616	209	2,114	3,921	4,038

REPORT B
 ACTIVITY OF ALL CRIMINAL CASES
 DURING THE SECOND QUARTER 2003
 IN THE CIRCUIT COURT OF THE 11th JUDICIAL CIRCUIT
 McLEAN COUNTY

	BEGIN PEND.		NEW FILED	NO. OF DEFTS. NEW	REINSTATED	DISPOSED	END PENDING 2003	END PENDING 2002
CONTEMPT OF COURT	3	C.C.	5	5	0	5	3	3
CRIMINAL FELONY	874	CF	283	283	4	332	829	924
CRIMINAL MISDEMEANOR	1,035	CM	567	567	1	510	1,093	1,080
TOTAL CRIMINAL	1,912		855	855	5	847	1,925	2,007

REPORT C
 ACTIVITY OF ALL JUVENILE CASES
 DURING THE SECOND QUARTER 2003
 IN THE CIRCUIT COURT OF THE 11th JUDICIAL CIRCUIT
 McLEAN COUNTY

CATEGORY	BEGIN PENDING	CODE	NEW FILED	NO. OF DEFTS. NEW	REINSTATED	DISPOSED	END PENDING 2003	END PENDING 2002
JUVENILE	43	J	3	3	0	2	44	54
JUVENILE ABUSE & NEGLECT	193	JA	24	42	0	28	189	175
JUVENILE DELINQUENT	107	JD	18	18	26	61	90	120
TOTAL JUVENILE	343		45	63	26	91	323	349

REPORT D
ACTIVITY OF ALL DUI/TRAFFIC/CONSERVATION/ORDINANCE CASES
DURING THE SECOND QUARTER 2003
IN THE CIRCUIT COURT OF THE 11th JUDICIAL CIRCUIT
McLEAN COUNTY

CATEGORY	BEGIN PENDING	CODE	NEW FILED	REINSTATED	DISPOSED	END PENDING 2003	END PENDING 2002
CONSERVATION VIOLATION	11	CV	29	3	21	22	92
DRIVING UNDER THE INFLUENCE	431	DT	206	0	213	424	443
ORDINANCE VIOLATION	624	OV	540	4	375	793	936
TRAFFIC VIOLATION	21,420	TR	9,836	71	9,822	21,505	17,408
TOTALS:	22,486		10,611	78	10,431	22,744	18,879

REPORT NO. E
TIME LAPSE OF ALL CASES DISPOSED OF BY JURY VERDICT
IN ALL CATEGORIES
DURING THE SECOND QUARTER OF 2003
IN THE CIRCUIT COURT OF THE 11th JUDICIAL CIRCUIT
McLEAN COUNTY

CASE NUMBER	FILING DATE	DATE OF VERDICT
02 CF 1463	12-09-02	04/09/03
02 CF 988	08/24/02	04/16/03
01 CF 731	07/11/01	04/10/03
99 L 107	7/19/99	3/13/03
02 CF 343	3/25/02	3/18/03
00 L 186	10/20/00	5/15/03
01 L 47	3/21/01	5/28/03
03 CF 16	1/3/03	5/13/03
01 AR 257	4/20/01	5/12/03
03 TR 2604	2/6/03	5/12/03
02 DT 696	10/24/02	5/14/03
03 DT 60	2/3/03	5/14/03
00 L 13	1/11/00	5/20/03
02 CF 1394	11/20/02	5/21/03
02 CF 778	7/1/02	5/16/03

REPORT F
DISPOSITION OF DEFENDANTS CHARGED WITH FELONIES⁽¹⁾
DURING THE SECOND QUARTER 2003
IN THE CIRCUIT COURT OF THE 11TH JUDICIAL CIRCUIT
McLEAN COUNTY

	NOT CONVICTED						CONVICTED			TOTAL DEFENDANTS DISPOSED OF	
	NOLLE	S.O.L.	REDUCED TO MISDEMEANOR	DISMISSED	OTHER(2)	ACQUITTED BY		GUILTY PLEA	BENCH TRIAL		JURY TRIAL
						BENCH TRIAL	JURY TRIAL				
60	0	48	1	1*	3	2	205	6	6	332	

NOT NECESSARILY DIFFERENT DEFENDANTS
INCLUDES COURT ACTION: NO BILL, TRANSFERRED/NO JURISDICTION, DEATH SUGGESTED/CAUSE ABATED, UNFIT TO STAND TRIAL, SEXUALLY DANGEROUS, TRANSFERS TO WARRANT
ADAR, AND EXTRADITION PROCEEDING FILED AS A FELONY.

GUILTY BY DIRECTED VERDICT

REPORT G
SENTENCE OF DEFENDANTS CHARGED WITH FELONIES
DURING THE SECOND QUARTER OF 2003
IN THE CIRCUIT COURT OF THE 11th JUDICIAL CIRCUIT
McLEAN COUNTY

TOTAL NUMBER OF DEFENDANTS CONVICTED OF FELONIES BY GUILTY PLEA, BENCH TRIAL AND JURY TRIAL (FROM REPORT F). THIS TOTAL MUST EQUAL THE NUMBER OF FELONY SENTENCES ON THE FELONY SENTENCE TABLE BELOW.

TOTAL NUMBER OF CONVICTED FELONIES: 217
(FROM REPORT F)

FELONY SENTENCE TABLE

	CLASS M	CLASS X	CLASS 1	CLASS 2	CLASS 3	CLASS 4	TOTALS
1. DEATH	0	0	0	0	0	0	0
2. LIFE	0	0	0	0	0	0	0
3. IDOC	2	3	7	28	22	39	101
4. PROBATION	0	0	6	24	30	48	108
5. OTHER	0	0	0	0	0	8	8
TOTALS:	2	3	13	52	52	95	217

REPORT H
ORDERS OF PROTECTION ISSUED
DURING THE SECOND QUARTER OF 2003
IN THE CIRCUIT COURT OF THE 11th JUDICIAL CIRCUIT
McLEAN COUNTY

	<u>EMERGENCY</u>	<u>INTERIM</u>	<u>PLENARY</u>
DIVORCE	7	0	0
FAMILY (OP)	26	2	6
CRIMINAL	7	3	6
TOTAL:	40	5	12

REPORT A
ACTIVITY OF ALL CIVIL CASES
DURING THE MONTH OF JUNE 2003
IN THE CIRCUIT COURT OF THE 11th JUDICIAL CIRCUIT
McLEAN COUNTY

CATEGORY	BEGIN PENDING	CODE	NEW FILED	REINSTATED	DISPOSED	END PENDING 2003	END PENDING 2002
Adoption	27	AD	5	0	11	21	31
Arbitration	364	AR	50	5	56	363	448
Chancery	188	CH	22	0	10	200	365
Dissolution of Marriage	531	D	61	2	41	553	520
Eminent Domain	1	ED	0	0	0	1	4
Family	182	F	23	0	11	194	133
Law => \$50,000 - Jury	261	L	11	0	7	265	274
Law => \$50,000 - Non-Jury	133	L	12	0	4	141	138
Law = < \$50,000 - Jury	16	LM	0	0	0	16	18
Law = < \$50,000 - Non-Jury	246	LM	65	11	86	236	227
Municipal Corporation	0	MC	0	0	0	0	0
Mental Health	6	MH	9	0	6	9	7
Miscellaneous Remedy	144	MR	15	0	6	153	125
Order of Protection	13	OP	13	0	10	16	14
Probate	1,103	P	21	0	23	1,101	1,069
Small Claim	604	SC	208	31	201	642	653
Tax	10	TX	0	0	0	10	12
TOTAL CIVIL	3,829		515	49	472	3,921	4,038

REPORT B
 ACTIVITY OF ALL CRIMINAL CASES DURING THE MONTH OF JUNE 2003
 IN THE CIRCUIT COURT OF THE 11th JUDICIAL CIRCUIT
 McLEAN COUNTY

	BEGIN PENDING	CODE	NEW FILED	NO. OF DEFTS. NEW	REINSTATED	DISPOSED	END PENDING 2003	END PENDING 2002
CONTEMPT OF COURT	3	C.C.	1	1	0	1	3	3
CRIMINAL FELONY	825	CF	91	91	1	88	829	924
CRIMINAL MISDEMEANOR	1,024	CM	207	207	0	138	1,093	1,080
TOTAL CRIMINAL	1,852		299	299	1	227	1,925	2,007

REPORT C
 ACTIVITY OF ALL JUVENILE CASES
 DURING THE MONTH OF JUNE 2003
 IN THE CIRCUIT COURT OF THE 11TH JUDICIAL CIRCUIT
 McLEAN COUNTY

CATEGORY	BEGIN PENDING	CODE	NEW FILED	NO. OF DEFTS. NEW	REINSTATED	DISPOSED	END PENDING 2003	END PENDING 2002
JUVENILE	45	J	1	1	0	2	44	54
JUVENILE ABUSE & NEGLECT	190	JA	7	10	0	8	189	175
JUVENILE DELINQUENT	103	JD	2	2	6	21	90	120
TOTAL JUVENILE	338		10	13	6	31	323	349

REPORT D
 ACTIVITY OF ALL DUI/TRAFFIC/CONSERVATION/ORDINANCE CASES
 DURING THE MONTH OF JUNE 2003
 IN THE CIRCUIT COURT OF THE 11th JUDICIAL CIRCUIT
 McLEAN COUNTY

CATEGORY	BEGIN PENDING	CODE	NEW FILED	REINSTATED	DISPOSED	END PENDING 2003	END PENDING 2002
CONSERVATION VIOLATION	23	CV	12	0	13	22	92
DRIVING UNDER THE INFLUENCE	394	DT	81	0	51	424	443
ORDINANCE VIOLATION	730	OV	174	0	111	793	936
TRAFFIC VIOLATION	20,520	TR	3,099	0	2,114	21,505	17,408
TOTALS:	21,667		3,366	0	2,289	22,744	18,879

REPORT F
DISPOSITION OF DEFENDANTS CHARGED WITH FELONIES⁽¹⁾
DURING THE MONTH OF JUNE 2003
IN THE CIRCUIT COURT OF THE 11TH JUDICIAL CIRCUIT
McLEAN COUNTY

FILE	NOT CONVICTED						CONVICTED			TOTAL DEFENDANTS DISPOSED OF
	S.O.L.	REDUCED TO MISDEMEANOR	DISMISSED	OTHER(2)	ACQUITTED BY		GUILTY PLEA	BENCH TRIAL	JURY TRIAL	
					BENCH TRIAL	JURY TRIAL				
16	0	8	1	0	1	0	55	5	2	88

NECESSARILY DIFFERENT DEFENDANTS
 INCLUDES COURT ACTION: NO BILL, TRANSFERRED/NO JURISDICTION, DEATH SUGGESTED/CAUSE ABATED, UNFIT TO STAND TRIAL, SEXUALLY DANGEROUS, TRANSFERS TO WARRANT
 HEAR, AND EXTRADITION PROCEEDING FILED AS A FELONY.

REPORT F
DISPOSITION OF DEFENDANTS CHARGED WITH FELONIES⁽¹⁾
THROUGH THE MONTH OF JUNE, 2003
IN THE CIRCUIT COURT OF THE 11TH JUDICIAL CIRCUIT
McLEAN COUNTY

	NOT CONVICTED							CONVICTED			TOTAL DEFENDANTS DISPOSED OF
	NOLLE	S.O.L.	REDUCED TO MISDEMEANOR	DISMISSED	OTHER(2)	ACQUITTED BY		GUILTY PLEA	BENCH TRIAL	JURY TRIAL	
						BENCH TRIAL	JURY TRIAL				
JAN	29	0	34	0	0	0	2	93	1	3	162
FEB	19	0	19	0	*2	2	2	73	1	2	120
MAR	11	0	13	0	0	0	1	65	0	0	90
APR	28	0	19	0	1*	2	1	87	0	2	140
MAY	16	0	21	0	0	0	1	63	1	2	104
JUNE	16	0	8	1	0	1	0	55	5	2	88
JULY											
AUG											
SEPT											
OCT											
NOV											
DEC											
TOTAL	119	0	114	1	3	5	7	436	8	11	704

NOT NECESSARILY DIFFERENT DEFENDANTS
 INCLUDES COURT ACTION: NO BILL, TRANSFERRED/NO JURISDICTION, DEATH SUGGESTED/CAUSE ABATED, UNFIT TO STAND TRIAL, SEXUALLY
 ABUSIVE, TRANSFERS TO WARRANT CALENDAR, AND EXTRADITION PROCEEDING FILED AS A FELONY.

GUILTY BY DIRECTED VERDICT

REPORT G
SENTENCE OF DEFENDANTS CHARGED WITH FELONIES
DURING THE MONTH OF JUNE 2003
IN THE CIRCUIT COURT OF THE 11th JUDICIAL CIRCUIT
McLEAN COUNTY

TOTAL NUMBER OF DEFENDANTS CONVICTED OF FELONIES BY GUILTY PLEA, BENCH TRIAL AND JURY TRIAL (FROM REPORT F). THIS TOTAL MUST EQUAL THE NUMBER OF FELONY SENTENCES ON THE FELONY SENTENCE TABLE BELOW.

TOTAL NUMBER OF CONVICTED FELONIES: 62
(FROM REPORT F)

FELONY SENTENCE TABLE

	CLASS M	CLASS X	CLASS 1	CLASS 2	CLASS 3	CLASS 4	TOTALS
1. DEATH	0	0	0	0	0	0	0
2. LIFE	0	0	0	0	0	0	0
3. IDOC	1	1	2	11	4	9	28
4. PROBATION	0	0	2	10	8	12	32
5. OTHER	0	0	0	0	0	2	2
TOTALS:	1	1	4	21	12	23	62

REPORT H
ORDERS OF PROTECTION ISSUED
DURING THE MONTH OF JUNE 2003
IN THE CIRCUIT COURT OF THE 11th JUDICIAL CIRCUIT
McLEAN COUNTY

	<u>EMERGENCY</u>	<u>INTERIM</u>	<u>PLENARY</u>
DIVORCE	4	0	0
FAMILY (OP)	6	0	1
CRIMINAL	4	1	0
TOTAL:	14	1	1



McLEAN COUNTY SHERIFF'S DEPARTMENT
DAVID OWENS, SHERIFF
"Peace Through Integrity"
Administration Office
(309) 888-5034
104 W. Front Law & Justice Center Room 105
P.O. Box 2400 Bloomington, Illinois 61702-2400

Detective Commander (309) 888-5051
Patrol Commander (309) 888-5166
Patrol Duty Sergeant (309) 888-5019
Jail Division (309) 888-5065
Process Division (309) 888-5040
Records Division (309) 888-5055
Domestic Crimes Division (309) 888-5860
FAX (309) 888-5072

July 29, 2003

TO: Mr. Tari Renner, Chairman
Justice Committee
FROM: Sheriff David Owens
SUBJ: AUGUST 4TH, 2003 JUSTICE COMMITTEE AGENDA

Dear Chairman Renner:

I would respectfully request that the following items be placed on the August 4th, 2003 Justice Committee Agenda for information only.

Information

- 1) **McLean County Detention Facility Population Report:** (Please see attached).

If you have any questions prior to the meeting, please feel free to contact me.

Sincerely,

David Owens
Sheriff

DO:jc

MCDF
Population
July
2003

Date	Dailey Total	In House	Male	Female	Sp Needs	Str Sentence	Work Release	Weekends	Other Fac
1	176	63	146	30	6	21	7	19	65
2	178	89	148	28	4	19	7	19	60
3	171	72	145	26	5	18	7	19	51
4	170	57	143	27	7	22	7	20	64
5	177	65	148	29	6	22	6	20	63
6	174	64	148	26	7	22	6	18	62
7	174	66	147	27	7	22	6	18	60
8	170	72	145	25	4	21	6	18	51
9	172	63	148	24	3	20	7	18	60
10	178	73	154	24	13	19	7	19	55
11	183	77	157	26	9	17	7	19	57
12	181	87	155	26	11	16	7	19	65
13	186	72	157	29	14	16	7	18	65
14	184	71	156	28	8	17	7	18	64
15	176	84	152	24	5	20	7	18	83
16	176	71	154	22	4	46	2	10	57
17	180	78	159	21	9	46	2	10	54
18	181	77	158	25	8	39	6	12	56
19	186	67	160	26	10	37	6	17	72
20	179	61	156	23	8	38	6	16	70
21	182	83	159	23	8	37	6	16	70
22	180	64	156	24	4	32	7	17	67
23	183	64	161	22	8	29	8	19	70
24	183	71	160	23	14	28	8	19	62
25	176	71	155	21	10	28	8	19	55
26	180	84	155	25	11	26	8	19	66
27	181	65	160	21	10	25	8	19	66
28	183	73	161	22	8	25	8	19	60
29	173	68	153	20	5	25	8	19	55
30									
31									
Total	5171	1972	4454	717	224	753	192	511	1785
Average for July 2003	178.31	68.00	153.59	24.72	7.72	25.97	6.62	17.62	61.55

MCDF Average Population
Six Month Comparison

Month	Feb 2003	March 2003	April 2003	May 2003	June 2003	July 2003	Average
Daily Total	216.60	208.65	228.21	208.50	202.07	178.31	207.06
In House	198.40	191.84	200.93	186.80	113.71	68.00	159.95
Male	180.10	176.35	192.96	178.30	173.71	153.59	175.84
Female	36.50	32.29	35.25	30.10	28.36	24.72	31.2
Special Needs	18.60	17.94	20.25	17.30	16.37	7.72	16.36
Straight Sentence	55.30	48.10	61.21	50.80	44.11	25.97	47.58
Work Release	6.70	5.74	4.57	8.50	9.84	6.62	7
Weekenders	21.60	22.84	21.57	21.80	19.95	17.62	20.9
Other Facilities	.04	00.00	8.86	2.10	58.25	61.55	21.8



BETH C. KIMMERLING, RN, MFS
ABMDI
CORONER
Office (309) 888-5210
FAX (309) 888-5090
104 W. Front

P.O. Box 2400

Bloomington, Illinois 61702-2400

TO: Tari Renner
Honorable Chairman, Justice Committee

FROM: Barbara Nafziger *BRN*
Chief Deputy Coroner

DATE: July 28, 2003

RE: Indigent Burial Expense

Please let this memorandum serve as a request to transfer funds from the County Board's Contingency Account to pay for an indigent burial in regard to Lyle G. Shannon. Mr. Shannon died in the McLean County Jail, Bloomington, IL on July 18, 2003.

Mr. Shannon has a wife who he has not had contact with for 7 years. She wanted no association whatsoever to Mr. Shannon and the funeral arrangements. She explained to me that she has recently been out of work for 2 months and that she has no funds for funeral expenses. She signed a *Release Authorization* turning all legal responsibility for final disposition over to the Coroner's office.

Mr. Shannon also has two daughters. Celeste Maxwell is 28 years of age and is unemployed. She has no resources in which to fund a funeral. Sierra Shannon is a minor child. A *Release Authorization* has been signed by Celeste and by Sierra's mother as legal guardian for Sierra.

Attached to this memorandum you will find a copy of the bill from Calvert & Metzler Funeral Home in the amount of \$1,500.00. This invoice includes the cost of services, casket and gravebox, as well as a cash advance for cemetery expenses. The Illinois Funeral Directors Association 2003 Public Aid Guidelines state that the funeral director allowance is \$1,000.00 and the cemetery expenses are reimbursed up to \$500.00. Mr. Shannon was buried on Thursday, July 24, 2003.

Additional financial reimbursement avenues pursued included the local Social Security office. Mr. Shannon was never employed long enough to be eligible for social security.


He was not a veteran so there would be no money available through Veterans assistance programs.

He was not listed on the IL Department of Public Aid roster.

He was homeless and had no permanent address, therefore he is not on the Bloomington City Township role and is not eligible for benefits from the township.

Therefore, the Coroner's office is requesting reimbursement in the amount of \$1,500.00 payable to Calvert & Metzler Funeral Home.

Thank for your consideration in this matter.



BETH C. KIMMERLING, RN, MFS
ABMDI
CORONER
Office (309) 888-5210
FAX (309) 888-5090
104 W. Front

P.O. Box 2400

Bloomington, Illinois 61702-2400

Release Authorization

The undersigned hereby authorize

McLean County Coroner's Office

Name of Institution or Person

to release the body of

Lyle G. Shannon d.o.d. 7/18/03
Deceased

to

Calvert & Metzler Funeral Home

Name of Funeral Home

and/or its agents.

I (we) hereby represent that I am (we are) of the same and nearest degree of relationship to the deceased, and furthermore, will not accept any responsibility, nor claim in the above named deceased and turn over all legal responsibility for final disposition to the McLean County Coroner's Office.


Coroner by Qualifier Susan Shannon (Daughter)

Celestia Maxwell
Name

Daughter
Relationship to Deceased

N. Ken Smith
Witness

7/24/03
Date





BETH C. KIMMERLING, RN, MFS
ABMDI
CORONER
Office (309) 888-5210
FAX (309) 888-5090
104 W. Front

P.O. Box 2400

Bloomington, Illinois 61702-2400

Release Authorization

The undersigned hereby authorize

McLean County Coroner's Office

Name of Institution or Person

to release the body of

Lyle G. Shannon

Deceased

to

Calvert & Metzler Funeral Home

Name of Funeral Home

and/or its agents.

I (we) hereby represent that I am (we are) of the same and nearest degree of relationship to the deceased, and furthermore, will not accept any responsibility, nor claim in the above named deceased and turn over all legal responsibility for final disposition to the McLean County Coroner's Office.

Beth Shannon

Name

wife

Relationship to Deceased

David M. Keller

Witness

7-23-03

Date

Calvert & Metzler

memorial homes

1115 East Washington Street • Bloomington, Illinois 61701
(309)828-2415 • Fax (309)827-8913

Larry L. Calvert
Alex A. Calvert
Directors

STATEMENT OF ACCOUNT

Funeral Expenses of Lyle Shannon:
Date of Service: July 24, 2003

Our Services, Casket and Gravebox.....	\$ 1000.00
Cemetery Expenses: Opening/Space Evergreen Cemetery.	\$ 500.00
Total Amount Due	\$ 1500.00

Total Payment may be made to funeral home and we would be more than happy to pay the cemetery their expenses. If not, please forward the cemetery check to the following address:

Lyle Converse
Evergreen Memorial Cemetery
302 E. Miller St.
Bloomington, Il. 61701

**Office of the Coroner
McLean County
JUNE 2003 REPORT**

	JUNE 2003	JUNE 2002	TYTD 2003	LYTD 2002
<i>Cases</i>	63	54	392	378
<i>Autopsies</i>	10	13	50	56
<i>Out/County Autopsies</i>	33	13	103	60
<i>Inquests</i>	3	11	25	33

TOTAL DEPOSITS

	BUDGET	ACTUAL
<i>Copy Fees</i>	\$6,000.00	\$4648.00
<i>Morgue Fees</i>	\$18,750.00	\$20,532.88
<i>Reim/Services</i>	\$500.00	\$25.94
<i>Paid to Facilities Mgt.</i>	\$0	\$5620.00

DEATH INVESTIGATIONS THAT INCLUDE AUTOPSY AND FOLLOW-UP

Traffic Crash -- 4

Medical/Sudden death -- 2

Homicide -- 1

Other (pending tox. & autopsy results and/or inquest ruling) -- 3

OPEN DEATH INVESTIGATIONS

Traffic Crash -- 8

Homicide -- 1

Medical/Sudden death -- 4

Other/Pending - 8

**An EMERGENCY APPROPRIATION Ordinance
Amending the McLean County Fiscal Year 2003
Combined Annual Appropriation and Budget Ordinance
General Fund 0001, State's Attorney's Office 0020**

WHEREAS, the McLean County Board, on November 19, 2002, adopted the Combined Annual Appropriation and Budget Ordinance, which sets forth the revenues and expenditures deemed necessary to meet and defray all legal liabilities and expenditures to be incurred by and against the County of McLean for the 2003 Fiscal Year beginning January 1, 2003 and ending December 31, 2003; and,

WHEREAS, the Combined Annual Appropriation and Budget Ordinance includes the operating budget for the State's Attorney's Office, Department 0020; and,

WHEREAS, the State's Attorney's Office has been awarded grant funds from the Illinois Criminal Justice Information Authority in the total amount of \$86,999.00 for a two year program to provide support services to victims of domestic and other violent crimes; and,

WHEREAS, the Justice Committee, on Monday, August 4, 2003, approved and recommended to the County Board an Emergency Appropriation Ordinance to recognize the receipt and expenditure of certain federal reimbursements to operate said program for the remainder of Fiscal Year 2003; now therefore,

BE IT ORDAINED by the McLean County Board as follows:

1. That the County Treasurer is directed to add to the appropriated budget of the General Fund 0001, State's Attorney's Office, Department 0020 the following revenue:

	<u>ADOPTED</u>	<u>ADD</u>	<u>AMENDED BUDGET</u>
Violent Crime Victim Assistance 0001-0020-0019-0407.0048	\$ 00.00	\$22,308.00	\$22,308.00

2. That the County Auditor is directed to add to the appropriated budget of the General Fund 0001, State's Attorney's Office, Department 0020, the following expenditures:

	<u>ADOPTED</u>	<u>ADD</u>	<u>AMENDED BUDGET</u>
Full-time Employee Salaries 0001-0020-0019-0503.0001	\$1,383,890.00	\$12,950.00	\$1,396,840.00
IMRF 0001-0020-0020-0599.0001	\$ 00.00	\$ 604.00	\$ 604.00
Employee Medical/Life Insur. 0001-0020-0020-0628.0001	\$ 80,963.00	\$ 1,063.00	\$ 82,026.00
Social Security 0001-0020-0020-0630.0001	\$ 00.00	\$ 991.00	\$ 991.00

(2)

	<u>ADOPTED</u>	<u>ADD</u>	<u>AMENDED BUDGET</u>
Contract Services 0001-0020-0020-0706.0001	\$ 30,000.00	\$ 6,700.00	\$ 36,700.00
TOTAL:		\$22,308.00	

3. That the County Clerk shall provide a certified copy of this ordinance to the County Administrator, County Auditor, County Treasurer, and the State's Attorney.

ADOPTED by the County Board of McLean County this 19th day of August, 2003.

ATTEST:

APPROVED:

Peggy Ann Milton, Clerk of the County Board,
McLean County, Illinois

Michael F. Sweeney, Chairman
McLean County Board

EA_STATTY_VIOLCRIMVICASST.AUG03
8/01/2003

AMENDED

ASSET FORFEITURE FUND

STATEMENT OF REVENUE, EXPENDITURES AND FUND BALANCE

June 30, 2003

STATE'S ATTORNEY:

Beginning Balance 01/01/2003	\$ -49,196.06
(Reflects \$80,000 transfer to General Fund 12/31/02)	
Revenue	<u>2,837.39</u>
Total Funds Available	\$ -46,358.67
Expenditures	<u>777.98</u>
Fund Balance 06/30/03	\$ -47,136.65

SHERIFF:

Beginning Balance 01/01/2003	\$ 45,759.23
Revenue	<u>5735.02</u>
Total Funds Available	\$ 51,494.25
Expenditures	<u>1,684.00</u>
Fund Balance 06/30/03	\$ 49,810.00

TOTAL FUND BALANCE- June 30, 2003 \$ 2,673.35 amended

ASSET FORFEITURE FUND

STATEMENT OF REVENUE, EXPENDITURES AND FUND BALANCE

July 28, 2003

STATE'S ATTORNEY:

Beginning Balance 01/01/2003	\$ -49,196.06
(Reflects \$80,000 transfer to General Fund 12/31/02)	
Revenue	<u>2,875.93</u>
Total Funds Available	\$ -46,320.13
Expenditures	<u>1,328.66</u>
Fund Balance 07/28/03	\$ -47,648.79

SHERIFF:

Beginning Balance 01/01/2003	\$ 45,759.23
Revenue	<u>6,268.60</u>
Total Funds Available	\$ 52,027.83
Expenditures	<u>2,184.00</u>
Fund Balance 07/28/03	\$ 49,843.83

TOTAL FUND BALANCE- July 28, 2003 \$ 2,195.04

McLean County State's Attorney's Office 2003 Case Load Report

Jan. Feb. Mar. April May June July Aug. Sept. Oct. Nov. Dec. 2003 YTD 2002 YTD Total Projected 2003

CRIMINAL

Felony	105	74	143	92	92	99	104											709	892	1,539	1,238
Misdemeanor	150	138	167	146	208	212	126											1147	1364	2,355	2,003
Asset Forfeiture	6	12	3	3	15	0	0											39	65	98	68
Family Totals	34	56	53	38	39	39	42											301	245	425	525
Family	18	45	40	21	19	24	30											197	139	248	344
Order of Protection	16	11	13	17	20	15	12											104	106	177	181
Juvenile Totals	19	20	18	11	21	13	13											115	159	268	200
Juvenile	2	1	0	2	0	1	0											6	14	21	10
Juvenile Abuse	4	8	9	6	9	9	7											52	49	86	90
Juvenile Delinquency	13	11	9	3	12	3	6											57	96	161	99
Traffic Totals	1,957	2,509	3,027	2,298	2,154	3,260	2,412											17,572	18,146	29,629	30,687
Traffic	1,904	2,460	2,946	2,243	2,097	3,166	2,342											17,113	17,652	28,746	29,886
DUI Traffic	53	49	81	55	57	94	70											459	494	883	577

CHILD SUPPORT

Paternity cases filed	6	5	16	3	7	14	10											61	38	70	75
Paternity cases established	4	6	8	3	5	2	7											35	30	55	44
Paternities excluded	0	0	0	0	1	0	1											1	6	10	1
Support Orders entered	51	50	42	30	51	21	34											279	206	370	351
Modification proceedings filed	8	18	14	40	23	17	13											133	166	304	167
Modification proceedings adjudicated	28	26	16	5	15	12	12											114	98	184	143
Enforcement actions filed	16	24	44	43	25	22	24											198	205	391	249
Enforcement actions adjudicated	27	32	36	34	48	21	60											258	345	648	324
Hearings set before Hearing Officer	81	77	66	37	100	64	72											497	351	611	625
Orders prepared by Hearing Officer	54	52	54	29	86	54	63											392	209	432	493

2003 Projected = (2003 YTD/Day of Year) x 365 Days

n/c= not calculable