



JUSTICE COMMITTEE AGENDA
Law and Justice Center, Room 700
Monday, May 5, 2003

5:15 P.M.

1. Roll Call
2. Chairman's Approval of Minutes – April 7, 2003
3. Appearance by Members of the Public
4. Departmental Matters:
 - A. Jim Wahls, E.S.D.A./Civil Defense
 - 1) Items to be presented for Action:
 - a) Request approval of an Grant Application through the Illinois Department of Nuclear Safety pertaining to the Illinois Nuclear Safety Preparedness Act 1 - 2
 - 2) Items to be presented for Information:
 - a) Weather Watch Program Status
 - b) Terrorist Readiness Plan Pamphlet
 - c) Superfund Amendments and Reauthorization Act (S.A.R.A.) 3 - 6
 - d) Potential \$38,000.00 Local Emergency Planning Grant through the Federal Emergency Management Agency (FEMA)
 - e) General Report
 - f) Other
 - B. Billie Larkin, Children's Advocacy Center
 - 1) Items to be presented for Information:
 - a) Monthly Statistical Report 7 - 8
 - b) General Report
 - c) Other

- C. Bill Gamblin, 911 Administrator
- 1) Items to be presented for Information
 - a) February Statistics and Resolution Report 9 - 11
 - b) March Statistics and Resolution Report 12 - 13
 - c) General Report 14 - 18
 - d) Other
- D. Beth C. Kimmerling, Coroner's Office
- 1) Items to be presented for Information:
 - a) Monthly Report for March 2003 19
 - b) General Report
 - c) Other
- E. Sandra Parker, Circuit Clerk
- 1) Items to be presented for Information:
 - a) Monthly Statistical Report for March 2003 20 - 36
 - b) General Report
 - c) Other
- F. Joan Naour, Correctional Health Services
- 1) Items to be presented for Information:
 - a) First Quarter Report for 2003 37 - 39
 - b) General Report
 - c) Other
- G. Sheriff David Owens, Sheriff's Department
- 1) Items to be presented for Information:
 - a) McLean County Detention Facility Population Report 40 - 43
 - b) General Report
 - c) Other
- H. Roxanne Castleman, Court Services
- 1) Items to be presented for Information:
 - a) Monthly Statistics 44 - 49
 - b) Alternatives to Jail: Follow-Up Report 50 - 55
 - c) General Report
 - d) Other
- I. Bill Yoder, State's Attorney
- 1) Items to be presented for Information:
 - a) Case Load Report 56
 - b) Asset Forfeiture Report 57
 - c) General Report
 - d) Other

- J. Amy Davis, Public Defender
- 1) Items to be presented for Information:
 - a) Monthly Statistic Report 58 - 60
 - b) General Report
 - c) Other

- K. John M. Zeunik, County Administrator
- 1) Items to be presented for Information:
 - a) General Report
 - b) Other

5. Other Business and Communication
6. Recommend payment of Bills and Transfers, if any, to County Board
7. Adjournment

e:\ann\age\j_May.03

GRANT APPLICATION
FOR

McLean County

(Government Entity)

Check Appropriate Box to
Indicate Purpose of Application:

- Initial Grant Award
- Revision to Grant Award
- Special Request
- Special Requirement

TO: Illinois Department of Nuclear Safety
Division of Planning and Analysis
1035 Outer Park Drive
Springfield, Illinois 62704

In accordance with the Compensation of Local Governments for Emergency Planning and Participation in Nuclear Emergency Response Exercises (32 Ill. Adm. Code 501), this application for grant in the amount of \$8,100.00 is being submitted for the purpose of defraying the anticipated or incurred expenses of (government entity) in implementing the plans and programs authorized by the "Illinois Nuclear Safety Preparedness Act" (420 ILCS 5).

The term of the proposed grant is July 1 2003, to June 30, 2004, inclusive.

The major projects, activities and/or purchases for which compensable expenses will be incurred during the term of the proposed grant are summarized below:

Reimbursement for (6) six telephone lines in the Operations Room and 1 Fax telephone line.

Reimbursement for (3) three cellular phones, One located in the mobile communications van and the other two for Director and Assistant's direct communications with IDNS and other agencies.

Replacement Fax Machine, Six (6) Portable Radios. for communications with Control point workers.

An Annual Spend Plan, covering a detailed estimate of expenses for the term of the proposed grant, is attached.

HEAD OF GOVERNMENT ENTITY

DESIGNATED CONTACT PERSON

(Signature)

(Signature)

MICHAEL F. SWEENEY

JAMES L. WAHLS

(Name)

(Name)

CHAIRMAN, McLean County Board

DIRECTOR, McLean County E.S.D.A.

(Title)

(Title)

(Date)

4/16/03
(Date)

NOTICE: This state agency is requesting disclosure of information that is necessary to accomplish the statutory purpose as outlined under 420 ILCS 5. Disclosure of this information is REQUIRED. Failure to provide any information will result in this application being denied. This form has been approved by the Forms Management Center.

EXPENSES:

PERSONNEL SERVICES //(Special Requirement):

| | |
|---------------------|-------------------|
| Planning Activities | <u>\$1,500.00</u> |
| Training Attendance | _____ |
| Exercise/Drills | <u>\$500.00</u> |

INDIVIDUAL TRAVEL //(Special Requirement):

| | |
|---------------------|---|
| Planning Activities | _____ |
| Training Attendance | <u>\$300.00</u> IDNS meetings, Hotel, per diem, mileage, etc. |
| Exercise/Drills | _____ |

EQUIPMENT USE //(Special Requirement):

| | |
|---------------------|-------|
| Planning Activities | _____ |
| Training Attendance | _____ |
| Exercise/Drills | _____ |

MISCELLANEOUS //(Special Requirement):

| | |
|---------------------------|---|
| EOC Telecommunications | <u>\$2,750.00</u> Six lines, 1 fax line & 3 cellular phones @ \$235.00 per month |
| EOC Operational Materials | <u>\$350.00</u> paper, FAX cartridges, Printer cartridges, EOC supplies, notepads paper, etc. |

SPECIAL REQUEST ITEM(s) //(Specify and attach justification)

| | |
|---|-------------------|
| <u>Fax Machine</u> | <u>600.00</u> |
| <u>Portable Radios (6) \$400.00 ea.</u> | <u>\$2,400.00</u> |
| _____ | _____ |
| _____ | _____ |

TOTAL ALL EXPENSES \$8,100.00



EMERGENCY SERVICES & DISASTER AGENCY

(309) 888-5020 FAX: (309) 888-5534

104 W. Front St., Room B10 P.O. Box 2400 Bloomington, Illinois 61702-2400

To: James L. Wahls, LEPC Chairman

Date: May 5, 2003

Subj: Summary 2003 Filing Tier II Forms:
88 Facilities Plus 4 Pipelines

Facilities Added: (12)

Downs Travel Mart. 405 S. Seminary Downs, IL.
Lexington Travel Mart. 1740 PJ Keller Highway Lexington, IL.
McLeod USA 510 IAA Drive Unit#11 Bloomington, IL.
Schwan's Sales Enterprises Inc. 2020 Warehouse Road Normal, IL.
Sugar Creek Packing Co. 410 S. East Street Bloomington, IL.
Verizon 310 Eldorado Road Bloomington, IL.
Pro Source One Route9 East P.O. Box 1328 Prairie Commercial Park Bloomington, IL.
Speedway #8326 1901 West Market Street Bloomington, IL.
AT&T Wireless RL-Dunn Property Imi. East on 1800E. Towanda, IL.
AT&T Wireless Miller Property RRT1 Box 350 Towanda, IL.
AT&T Wireless Riemer Property County Rd. 23N. & 155 Over pass Lexington, IL.
AT&T Wireless Fourez Property NE Corner of 2780&300N Chenoa, IL.

Name and Or Ownership Changed: (1)

| Current Name | Formerly Listed |
|--------------|-----------------|
| Vopak Normal | Univar Normal |

Facilities Deleted: (31)

Corn Belt Electric Cooperative Did not refile
Verizon Did not refile
Verizon Did not refile
AT&T Did not refile
AT&T Did not refile
Chenoa Water Dept. Did not refile

Downs Travel Mart. Did not refile
Illinois State University Did not refile
Lexington Travel Mart. Did not refile
McLean Ag. Center Did not refile
Rus Normal Did not refile
Sheridan Oil Bulk Did not refile
United States Postal Service Did not refile
Village of Arrowsmith Did not refile
Evergreen FS (17) Did not refile

LISTING OF SARA TILE III HAZARDOUS MATERIAL FACILITIES 2003

AGR. PETROULEUM 700 S. GRIDLEY BLOOMINGTON, IL. 61701
AMERICAN BUILDINGS COMPANY HIGHWAY 24 EAST EL PASO, IL. 61738
AMERICAN EAGLE/AMERICAN AIRLINES 3201 CIRA DR. STE. 105 BLOOMINGTON, IL. 61704
AT&T WIRELESS RL-DUNN PROPERTY 1MI. EAST ON 1800E. TOWANDA, IL. 61776
AT&T WIRELESS MILLER PROPERTY RRT1 BOX 350 TOWANDA, IL. 61776
AT& T WIRELESS RIEMER PROPERTY COUNTY RD.23N.&I55OVERPASSLEXINGTON,IL.61753
AT&T WIRELESS FOUREZ PROPERTY NE CORNER OF 2780&300N CHENOA,IL. 61726
BEER NUTS INC. 103 N. ROBINSON BLOOMINGTON, IL. 61701
BLM. ARMORY ILLINOIS ARMY NATIONAL GUARD 1616 S. MAIN ST. BLM. 61701
B/N PUBLIC TRANSIT 104 E. OAKLAND AVE. BLOOMINGTON, IL. 61701
BLM. WATER TREATMENT PLANT 25515 WATERSIDE WAY HUDSON, IL. 61748(LAKE BLM.)
BLUE BEACON OF BLOOMINGTON 408 CAROLINE ST. BLOOMINGTON, IL. 61701
BRIDGESTONE/FIRESTONE OFF-ROAD TIRE CO. VETERANS&FT. JESSE BLM. IL. 61701
BROMENN REGIONAL MEDICAL CENTER VIRGINIA&FRANKLIN AVE. NORMAL,IL.61761
CARGILL INC. 115 S. EUCLID ST. BLOOMINGTON, IL. 61701
CITY OF LEXINGTON 329 W. MAIN ST. LEXINGTON, IL. 61753
COLFAX POTASH CENTER 326 EAST MAIN STREET COLFAX, IL. 61728
CON-WAY CENTRAL EXPRESS 2110 W. HOVEY AVE. NORMAL, IL. 61761
DANVERS FARMERS ELEVATOR 200 S. WEST STREET DANVERS, IL. 61732
DOWNS WATER DEPT. 214 S. WATER DOWNS, IL. 61736
EARLYBIRD GRAIN & FERT. SERVICE 313 WEST MAIN BOX 209 STANFORD, IL. 61774-0209
ETCHESON SPA & POOL INC. 1201 S. MAIN NORMAL, IL. 61761
FABRAL DIV. GENTEK BLDG. PROD. 17904 E. 3100 N. RD. GRIDLEY, IL. 61744
FIRST STUDENT TRANS. #1436 1103 ½ E. CROXTON BLM. IL. 61701
GENERAL ELECTRIC COMPANY 1601 GE ROAD BOX 2913 BLM. IL. 61702-6902
GROWMARK HANGAR 3025 E. EMPIRE P.O. BOX 2500 BLOOMINGTON, IL. 61702
GROWMARK INC. P.O. BOX 2500 1701 TOWANDA AVE. BLOOMINGTON, IL. 61702
HICKGAS FAIRBURY-CHENOA P.O. BOX 16 1401 W. OAK STREET FAIRBURY, IL. 61739
HICKSGAS COLFAX 320 N. HARRISON BOX 336 COLFAX, IL. 61728
HICKSGAS BLOOMINGTON 1412 MORRISSEY DR. BLOOMINGTON, IL. 61701
HICKSGAS BLOOMINGTON-HEYWORTH DIV. OLD RT 51 VINE ST. RR2 HEYWORTH, IL. 61745
HICKSGAS LEROY 209 N. WHITE LEROY, IL. 61752
ILLINOIS POWER COMPANY 501 E. LAFAYETTE BLOOMINGTON, IL. 61701
ILLINOIS WESLEYN UNIVERSITY FORT NATATORIUM BOX 2900 BLM.IL. 61701
LEROY FERTILIZER SERVICE INC. 210 N. BUCK ST. LEROY, IL. 61752
LEVEL 3 COMMUNICATIONS INC. 1025 ELDORADO BLVD. BROOMFIELD, CO. 80021
MCI WORLDCOM BLM. 903 W. CHESTNUT BLOOMINGTON, IL. 61701
MCI WORLDCOM GRIDLEY JUNCTION RR1 BOX 145A GRIDLEY, IL. 61744
MCLEOD USA 510 IAA DRIVE UNIT#11 BLOOMINGTON, IL. 61701
MICKEY TRUCK BODIES 14661 OLD COLONIAL ROAD BLM. IL. 61704
MITSUBISHI MOTOR MFG OF AMERICA ROUTE 150 NORMAL, IL. 61761-8099
MYERS CROP SERVICE INC. P.O. BOX 127 22631N. 5100E. CROPSY, IL. 61731
MYERS CROP CENTER INC. 301 N. FORD STREET BOX 400 GRIDLEY, IL. 61744
MYERS INC. BOX 197 18966 NORTH 2850 EAST ROAD COOKSVILLE, IL. 61730
MYERS INC. 610 WEST MAIN STREET LEXINGTON, IL. 61753
MYERS INC. P.O. BOX 228 407 SOUTH QUINCY STREET TOWANDA, IL. 61776
MYERS INC. RR2 CHENOA, IL. 61726
NATIONAL WELDING SUPPLY CO. INC. 307 S. MCCLUN BLM. IL. 61701
NATIONAL WELDING SUPPLY CO. 308 S. SPENCER LEXINGTON, IL. 61753
NICOR GAS 1305 MARTIN LUTHER KING DRIVE BLM. IL. 61701

NICOR GAS PIPELINE ROAD 20487N.1700E.ROAD HUDSON, IL. 61748
NICOR GAS 3 MI. SW OF LEXINGTON RT 66 LEXINGTON, IL. 61753
NICOR GAS RT 24 5 MI. E. RT 51 LAKE BLOOMINGTON, IL. 61700
OLYMPIA HIGH/MIDDLE SCHOOL 911 E. 800 N. RD. STANFORD, IL. 61774
OSF ST. JOSEPH MEDICAL CENTER 2200 E. WASHINGTON BLM. IL. 61701
PIONEER HI-BRED INTERNATIONAL INC. 28857E.200N. RD. LEROY, IL. 61752
PPG INDUSTRIES 2221 WEST COLLEGE AVE. NORMAL, IL. 61761
PRO SOURCE ONE ROUTE9 EAST P.O. BOX 1328 PRAIRIE COMMERCIAL PARK BLM. IL. 61701
RANDOLPH AG. SERVICE INC. RR1 BOX 359 HEYWORTH, IL. 61745
RUAN LEASING COMPANY 2601B WEST COLLEGE AVE. NORMAL, IL. 61761
RYDER TRANSPORTATION SERVICE 2001 EAGLE RD. NORMAL, IL. 61761
SCHERTZ AERIAL SERVICE 13818 EAST 2400 NORTH ROAD HUDSON, IL. 61748
SCHWAN'S SALES ENTERPRISES INC. 2020 WAREHOUSE ROAD NORMAL, IL. 61761
SPEEDWAY #8326 1901 WEST MARKET STREET BLOOMINGTON, IL. 61701
SPRINT 120 NORTHWESTERN AVENUE BLOOMINGTON, IL. 61701
STALEY GRAIN INC. SOUTH 51 BOX 200 HEYWORTH, IL. 61745
STALEY GRAIN INC. RT 150 WEST BOX 148 LEROY, IL. 61752
STARK EXCAVATING INC. 1805 W. WASHINGTON ST. BLOOMINGTON, IL. 61701
STARK EXCAVATING INC. PINE STREET NORMAL, IL. 61761
STATE FARM INSURANCE CO. ONE STATE FARM PLAZA BLOOMINGTON, IL. 61701
SUGAR CREEK PACKING CO. 410 S. EAST STREET BLOOMINGTON, IL. 61701
SUN AG INC. RR1 CARLOCK, IL. 61725
SUN AG INC. 108 SHINER BOX 195 HUDSON, IL. 61748
SUN AG INC. RT 251 SOUTH BOX 227 EL PASO, IL. 61738
TOWN OF NORMAL (WATER DEPT.) 107 EAST MULBERRY NORMAL, IL. 61761
TRAVEL CENTERS OF AMERICA 505 TRUCKER LAND BLM. IL. 61701
TRU GREEN CHEM LAWN 1630 COMMERCE PARKWAY BLOOMINGTON, IL. 61704
T&T PROPANE RR1 KATHLEEN STREET STANFORD, IL. 61774
UNITED FEEDS INC. (RINGGER FEEDS) 116 W. SECOND ST. GRIDLEY, IL. 61744
UNITED PARCEL SERVICE 2020 CABINTOWN ROAD BLM. IL. 61701
UNIVAR 2010 NORTH EAGLE ROAD NORMAL, IL. 61761-1002
VERIZON 2303 WEDGEWOOD RD. BLM. IL. 61704
VERIZON 104 W. MULBERRY ST. NORMAL, IL. 61761
VERIZON 110 E. MONROE BLOOMINGTON, IL. 61701
VERIZON 106 E. OAK ST. LEROY, IL. 61752
VERIZON 310 ELDORADO ROAD BLOOMINGTON, IL. 61701
WESTSIDE FOREST PRODUCTS INC. 10282E. 1400 NORTH ROAD BLM. IL. 61704
WILLIAMS COMMUNICATIONS ONE TECHNOLOGY CENTER TULSA, OK 74103

PIPELINES

CHICAP PIPELINE CO. (UNOCAL PIPELINE) P.O. BOX 630 MOKENA, IL. 60448
EXPLORER PIPE LINE P.O. BOX 115 HARTFORD, IL. 62048
PHILLIPS PIPE LINE COMPANY P.O. BOX 305 RR1 SAYBROOK, IL. 61770
WILLIAM PIPE LINE CO. 16490E. 100 NORTH ROAD HEYWORTH, IL. 61745

CASA Statistics
Month of March, 2003

| | Current Month | YTD |
|---------------------------------|----------------------|------------|
| New Cases Assigned | 2 | 10 |
| Cases Awaiting Assignment | 19 | 19 |
| Cases Closed | 1 | 11 |
| Children Awaiting Assignment | 33 | 33 |
| Children Currently Served | 3 | 199 |
| Total Number of CASA's Assigned | 2 | 117 |
| Resigned CASA's | 2 | 7 |
| Reports Filed | 22 | 70 |
| Court Hearings Attended | 27 | 89 |

CASA Program Updates:


Two CASA case managers (Laura and Amy) attended the National CASA conference in Boston, at the end of March. The conference was excellent this year. There was new information regarding all of current issues of child abuse and neglect. We had several training's on domestic violence and substance abuse. Those training's were very beneficial to us, as about 70% of our cases have domestic violence and/or substance abuse.

We have been reviewing the new cases assigned by Judge Dozier to match them with a new volunteer. We were only able to assign 2 cases this month, serving 3 additional abused and neglected children in McLean County, as we have no available volunteers to accept new cases. We currently have additional 33 children desperately needing someone to advocate for them, so with Judiciary approval, we are holding the cases.

We began a new CASA class, on March 24th. We have had 7 classes to date, with numerous speakers from the community. We have had Judge Dozier, (Judiciary), Judy Renner, (Assistant State's Attorney) Dawn Webber, (DCFS), Alan Novick, (attorney) and Barb Adkins, (Diversity) come and speak to the class. These speakers give a great perspective to our new volunteers. Our program is very fortunate to have these community speakers donate their time to teach our new advocates. At this time, we have 15 volunteers in the class, to graduate on May 1st. They will have a case assigned right away!

McLean County Children's Advocacy Center Monthly Statistics

March 2003

|  | 2002 1st INTERVIEW MONTH/YTD STATS | 1st. INTERVIEW 2002 | JUV. SUSPECT INTERVIEW 2002 | SFB/WITNESS INTERVIEW 2002 | 2ND INTERVIEW 2002 | OUT OF COUNTY INTERVIEW | TOTAL MONTHLY INTERVIEWS | YT. TOT. |
|---|---|---------------------------|-----------------------------------|----------------------------------|--------------------------|----------------------------|-----------------------------|-------------|
| JANUARY | 12/12 | 8/8 | 0 | 2 | 1 | 1 | 12 | 12 |
| FEBRUARY | 13/25 | 8/16 | 1 | 2 | 1 | 4 | 16 | 28 |
| MARCH | 13/38 | 15/31 | 0 | 7 | 1 | 1 | 24 | 52 |
| APRIL | | | | | | | | |
| MAY | | | | | | | | |
| JUNE | | | | | | | | |
| JULY | | | | | | | | |
| AUGUST | | | | | | | | |
| SEPTEMBER | | | | | | | | |
| OCTOBER | | | | | | | | |
| NOVEMBER | | | | | | | | |
| DECEMBER | | | | | | | | |
| YEAR TO DATE TO- TALS | 159 | 31 | 1 | 11 | 3 | 6 | 52 | 52 |

Inter-departmental Memo

Date: 4/30/2003
To: Honorable T. Renner, Chairman, Justice Committee and Honorable Members
Cc: File
From: Wm. Gamblin, 911-Administrator
RE: Monthly Report

Please find the reports for February and March, 2003 attached.

Also by meeting time we will have brought on line two more wireless carriers for Phase 1. The remaining two carriers are Nextel and A.T. & T. and are expected to be on line by the middle of May.

In the mean time ETSB staff is working on Phase 2 wireless that will allow the caller to be located on the CAD map located in the dispatch room. We have accelerated this program and are working toward a start date of September or October of 2003.

In addition to the regular statistics I have enclosed two line charts indicating the number of emergency and non-emergency responses made as a result of 9-1-1 calls being placed to the 9-1-1 center. The charts show Law Enforcement and Fire/EMS respectively.

Respectfully submitted,



William H. Gamblin, ENP

WHG/whg

Attachments

ROR REPORT (MONTHLY)
COMMUNITY

| COMMUNITY | #ERRORS | | | | | TOTAL ERRORS | DATA | #CORRECTED | ERROR TYPE |
|--------------|-------------|----------|-------|------|------------|--------------|------|---------------------------|------------|
| | RESIDENTIAL | BUSINESS | TOTAL | DATA | #CORRECTED | | | | |
| ANCHOR | 0 | 0 | 0 | 1 | 1 | | | | |
| ARROWSMITH | 0 | 0 | 0 | 1 | 1 | | | | |
| BELLFLOWER | 0 | 0 | 0 | 2 | 2 | | | | |
| BLOOMINGTON | 12 | 34 | 46 | 42 | 3 | | | *1-COMM, *2-N911 | |
| CARLOCK | 1 | 0 | 1 | 3 | | | | | |
| CHENOA | 0 | 1 | 1 | 4 | | | | | |
| COLFAX | 0 | 0 | 0 | | | | | | |
| COOKSVILLE | 15 | 0 | 15 | | 15 | | | *5-N911, *5-MSAG, *5-COMM | |
| CROPSEY | 0 | 0 | 0 | 2 | | | | | |
| DANVERS | 3 | 1 | 4 | | | | | | |
| DOWN | 2 | 1 | 3 | 2 | | | | | |
| EL PASO | 0 | 1 | 1 | 1 | 1 | | | *1-WC | |
| ELLSWORTH | 0 | 2 | 2 | 2 | | | | | |
| GRIDLEY | 0 | 0 | 0 | | | | | | |
| HEYWORTH | 1 | 3 | 4 | 1 | 1 | | | *1-N911 | |
| HUDSON | 6 | 1 | 7 | 1 | | | | | |
| LEROY | 7 | 0 | 7 | 5 | | | | | |
| LEXINGTON | 5 | 1 | 6 | 5 | | | | | |
| MANSFIELD | 0 | 0 | 0 | 1 | | | | | |
| MCLEAN | 12 | 3 | 15 | | | | | | |
| MINIER | 0 | 0 | 0 | | | | | | |
| NORMAL | 3 | 13 | 16 | 6 | 7 | | | *6-N911, *1-NSN | |
| SAYBROOK | 6 | 41 | 47 | 4 | | | | | |
| SHIRLEY | 0 | 2 | 2 | 1 | | | | | |
| STANFORD | 0 | 1 | 1 | | | | | | |
| TOWANDA | 0 | 0 | 0 | 1 | | | | | |
| OTHER | 2 | 1 | 3 | | 1 | | | *1-WC | |
| TOTAL ERRORS | 75 | 106 | 181 | 85 | 28 | | | | |

ERRORS AS OF JANUARY 31, 2002 153

NEW ERRORS FOR FEBRUARY 28

ERRORS CORRECTED IN FEBRUARY 28

ERRORS AS OF FEBRUARY 28, 2003 153

DATA LINES 85

ILLINOIS STATE UNIVERSITY 69

*NO STREET NAME = NSN

*MSAG PROBLEM = MSAG

*NEED 911 ADDRESS = N911

*CITY JURISDICTION = CJ

*CELL TOWER = CT

*REMOVE STREET DIRECTIONAL = RSD

*COMMUNITY ERROR=COMM

*NUMBER DISCONNECTED=NO

*WRONG COUNTY=WC

FEBRUARY, 2003

ERROR
NO ALI

| NUMBER CORRECTED TESTED COMPLETE | | | |
|----------------------------------|----|--|---|
| 33 | 33 | | 3 |

NO ANI

| NUMBER CORRECTED TESTED COMPLETE | | | |
|----------------------------------|---|--|---|
| 3 | 3 | | 1 |

INCORRECT ADDRESS

| NUMBER CORRECTED TESTED COMPLETE | | | |
|----------------------------------|----|---|---|
| 19 | 19 | 0 | 0 |

MSAG-STREET RANGE/COMMUNITY

| NUMBER CORRECTED TESTED COMPLETE | | | |
|----------------------------------|---|--|---|
| 5 | 5 | | 5 |

ASSIGNED ADDRESSES-UNINCORPORATED
NEW ROADS (NEW MSAG LISTING)

| |
|----|
| 7 |
| 10 |

TOTAL ERRORS
TOTAL ERRORS CLEARED

| |
|----|
| 60 |
| 9 |

MARCH 20

ERROR REPORT (MONTHLY)
COMMUNITY

| COMMUNITY | #ERRORS | | | ERROR TYPE |
|--------------|-------------|----------|--------------|----------------------------------|
| | RESIDENTIAL | BUSINESS | TOTAL ERRORS | |
| ANCHOR | 0 | 0 | 0 | |
| ARROWSMITH | 0 | 0 | 0 | |
| BELLFLOWER | 0 | 0 | 0 | |
| BLOOMINGTON | 13 | 33 | 46 | 3*ND, 7*911, 1*COMM, 1*RSD |
| CARLOCK | 1 | 0 | 1 | |
| CHENOA | 0 | 1 | 1 | |
| COLFAX | 1 | 0 | 1 | 1*RSD |
| COOKSVILLE | 13 | 0 | 13 | 5*NSN, 8*MSAG |
| CROPSEY | 0 | 0 | 0 | |
| DANVERS | 3 | 1 | 4 | 1*DL |
| DOWNS | 4 | 1 | 5 | 3*MSAG |
| EL PASO | 0 | 1 | 1 | 1*WC |
| ELLSWORTH | 0 | 2 | 2 | 1*ND |
| GRIDLEY | 0 | 0 | 0 | |
| HEYWORTH | 1 | 3 | 4 | 4*N911 |
| HUDSON | 6 | 1 | 7 | 2*N911, 1*ND |
| LEROY | 7 | 0 | 7 | |
| LEXINGTON | 5 | 2 | 7 | 1*N911, 1*ND, 1*COMM |
| MANSFIELD | 0 | 0 | 0 | |
| MCLEAN | 12 | 3 | 15 | 6*ND, 2*WC, 6*N911 |
| MINIER | 0 | 0 | 0 | |
| NORMAL | 4 | 14 | 18 | 2*MSAG 1*ND, 8*N911, 1*DL, 1*RSD |
| SAYBROOK | 6 | 41 | 47 | 5*N911, 1*DL |
| SHIRLEY | 0 | 2 | 2 | |
| STANFORD | 0 | 1 | 1 | |
| TOWANDA | 0 | 0 | 0 | |
| OTHER | 2 | 1 | 3 | 1*WC |
| TOTAL ERRORS | 78 | 107 | 185 | 88 |
| | | | | 76 |

*NO STREET NAME = NSN
 *MSAG PROBLEM = MSAG
 *NEED 911 ADDRESS = N911
 *CITY JURISDICTION = CJ
 *CELL TOWER = CT
 *REMOVE STREET DIRECTIONAL = RSD
 *COMMUNITY ERROR=COMM
 *NUMBER DISCONNECTED=ND
 *WRONG COUNTY=WC
 *DATA LINE = DL

ERRORS AS OF FEBRUARY 28, 2002 153
 NEW ERRORS FOR MARCH 32
 ERRORS CORRECTED IN MARCH 76
 ERRORS AS OF MARCH 31, 2003 109
 DATA LINES 88
 ILLINOIS STATE UNIVERSITY 69

MARCH, 2003

ERROR
NO ALI

| NUMBER CORRECTED TESTED COMPLETE | | | |
|----------------------------------|----|--|---|
| 30 | 30 | | 1 |

NO ANI

| NUMBER CORRECTED TESTED COMPLETE | | | |
|----------------------------------|---|--|---|
| 9 | 9 | | 6 |

INCORRECT ADDRESS

| NUMBER CORRECTED TESTED COMPLETE | | | |
|----------------------------------|----|---|---|
| 19 | 19 | 0 | 0 |

MSAG-STREET RANGE/COMMUNITY

| NUMBER CORRECTED TESTED COMPLETE | | | |
|----------------------------------|---|--|---|
| 4 | 4 | | 4 |

ASSIGNED ADDRESSES-UNINCORPORATED
NEW ROADS (NEW MSAG LISTING)

| |
|----|
| 7 |
| 37 |

TOTAL ERRORS
TOTAL ERRORS CLEARED

| |
|----|
| 62 |
| 11 |

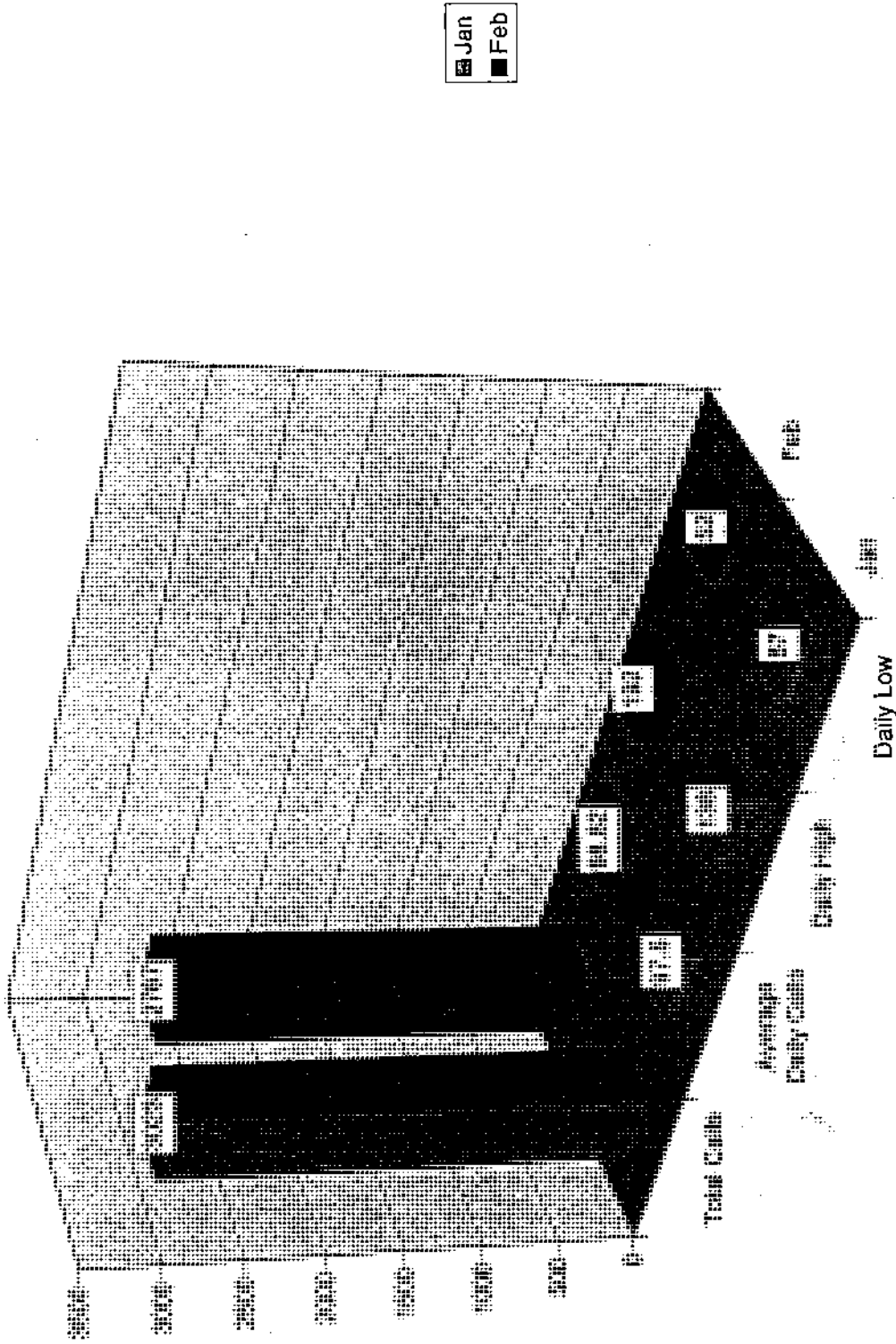
Memo

To: Bill Gamblin
From: Sarah M. Franks
Date: April 7, 2003
Re: Saybrook Errors

On April 3rd I spoke with Mayor Ron Stauffer of the Village of Saybrook, via telephone, regarding the need of an address for the Verizon Central Office that is located in the alley way north of Lincoln St. Mayor Stauffer told me that he would be speaking with Gene with city maintenance, about getting the address and then he would get back to me.

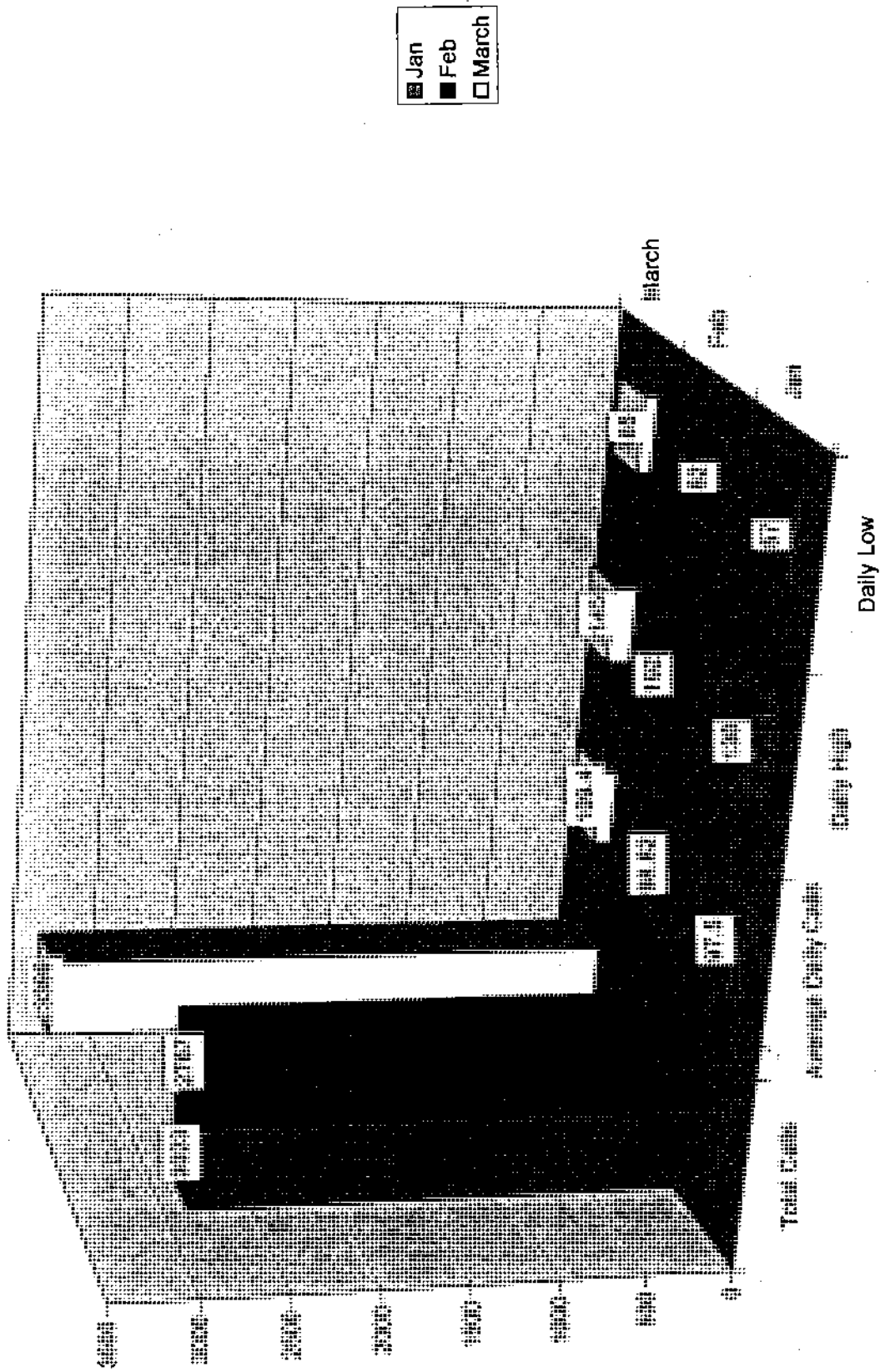
If I have not heard from Mayor Stauffer by April 17th (2 weeks) I plan on calling him back and seeing if I can be of any assistance in determining the needed address.

9-1-1 Calls for February, 2003

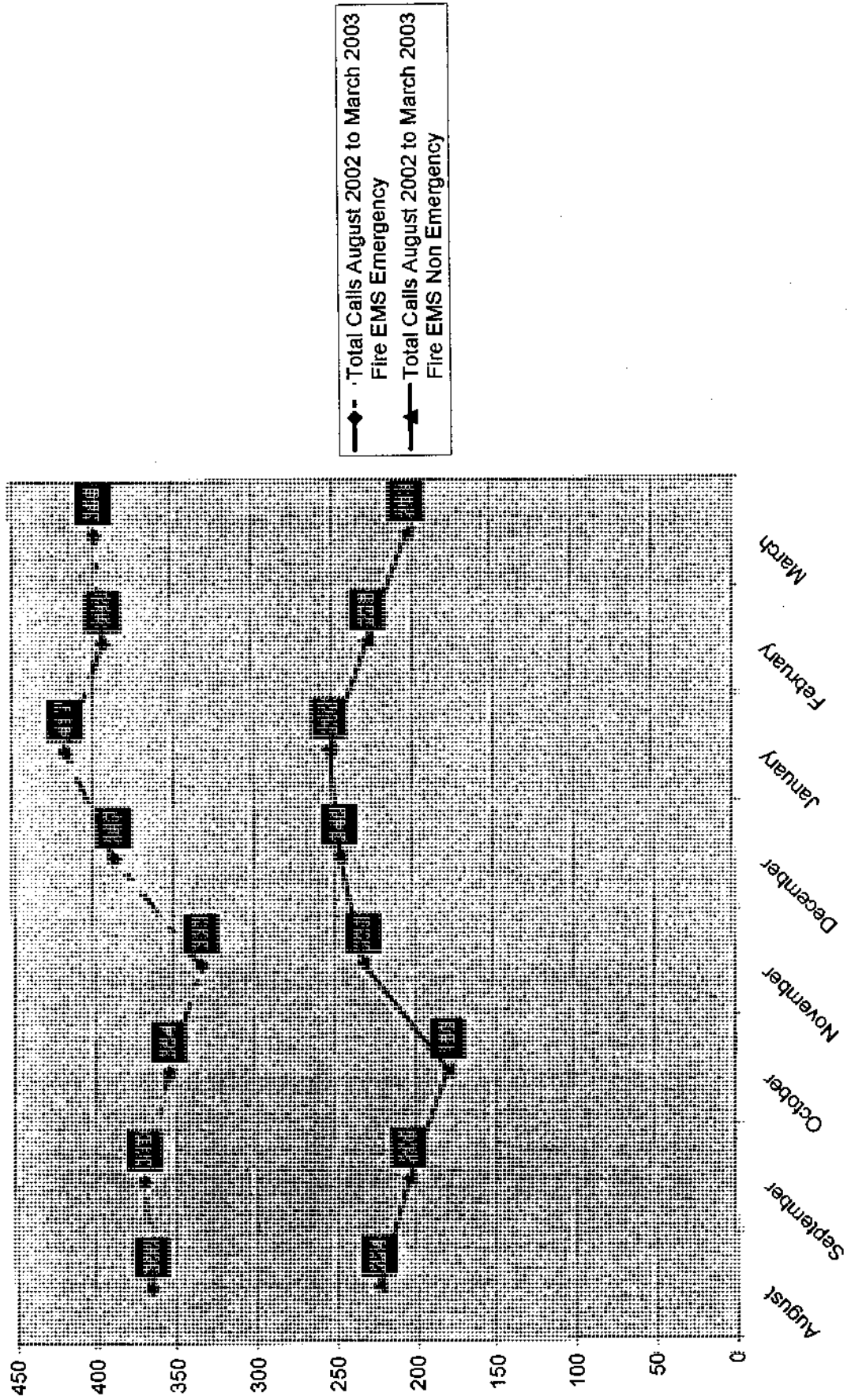


Jan
Feb

March, 2003 9-1-1 Calls

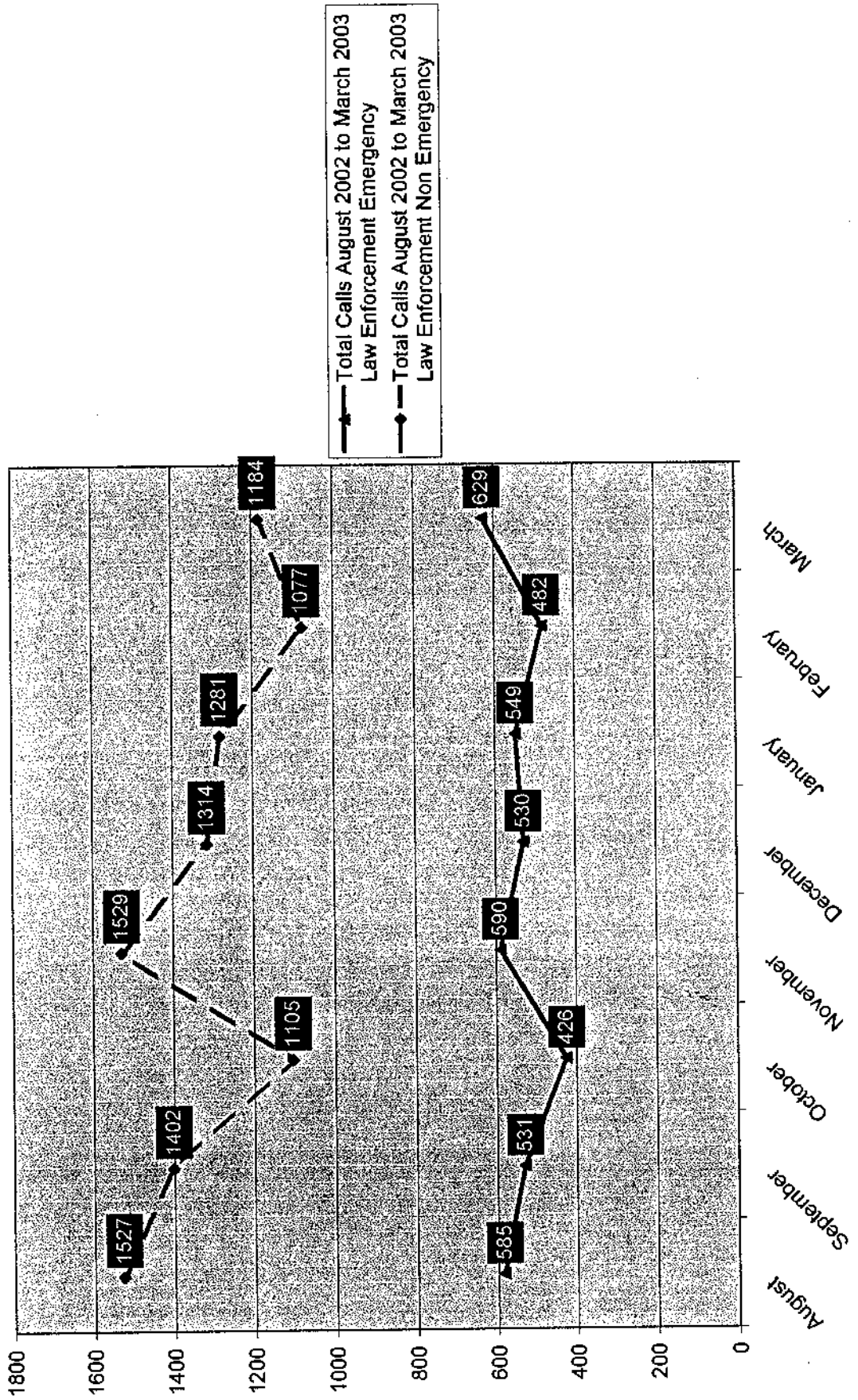


Emergency and Non Emergency Calls for Fire/EMS



◆ Total Calls August 2002 to March 2003
■ Fire EMS Emergency
▲ Total Calls August 2002 to March 2003
▲ Fire EMS Non Emergency

Emergency and Non Emergency Calls for Law Enforcement



**Office of the Coroner
McLean County
MARCH 2003 REPORT**

| | MAR 2003 | MAR 2002 | TYTD 2003 | LYTD 2002 |
|-----------------------------|-----------------|-----------------|------------------|------------------|
| <i>Cases</i> | 64 | 70 | 206 | 216 |
| <i>Autopsies</i> | 6 | 11 | 20 | 26 |
| <i>Out/County Autopsies</i> | 24 | 6 | 53 | 21 |
| <i>Inquests</i> | 4 | 2 | 15 | 9 |

TOTAL DEPOSITS

| | BUDGET | ACTUAL |
|--------------------------------|---------------|---------------|
| <i>Copy Fees</i> | \$6,000.00 | \$1488.00 |
| <i>Morgue Fees</i> | \$18,750.00 | \$9879.00 |
| <i>Reim. Services</i> | \$500.00 | \$0 |
| <i>Paid to Facilities Mgt.</i> | \$0 | \$2646.00 |

DEATH INVESTIGATIONS THAT INCLUDE AUTOPSY AND FOLLOW-UP

Traffic Crash – 0

Medical/Sudden death – 3

Homicide – 0

Other (pending tox. & autopsy results and/or inquest ruling) – 3

OPEN DEATH INVESTIGATIONS

Traffic Crash – 1

Homicide – 0

Medical/Sudden death – 4

Other/Pending - 6

REPORT A
ACTIVITY OF ALL CIVIL CASES
DURING THE MONTH OF MARCH 2003
IN THE CIRCUIT COURT OF THE 11th JUDICIAL CIRCUIT
MCLEAN COUNTY

| CATEGORY | BEGIN PENDING | CODE | NEW FILED | REINSTATED | DISPOSED | END PENDING 2003 | END PENDING 2002 |
|-----------------------------|---------------|------|------------|------------|------------|------------------|------------------|
| Adoption | 19 | AD | 9 | 0 | 4 | 24 | 28 |
| Arbitration | 474 | AR | 87 | 19 | 135 | 445 | 440 |
| Chancery | 176 | CH | 34 | 0 | 21 | 189 | 399 |
| Dissolution of Marriage | 507 | D | 62 | 1 | 44 | 526 | 496 |
| Eminent Domain | 3 | ED | 0 | 0 | 2 | 1 | 9 |
| Family | 183 | F | 33 | 0 | 25 | 191 | 120 |
| Law => \$50,000 - Jury | 265 | L | 19 | 0 | 21 | 263 | 273 |
| Law = > \$50,000 - Non-Jury | 124 | L | 4 | 0 | 8 | 120 | 130 |
| Law = < \$50,000 - Jury | 18 | LM | 0 | 0 | 2 | 16 | 18 |
| Law = < \$50,000 - Non-Jury | 319 | LM | 96 | 0 | 154 | 261 | 218 |
| Municipal Corporation | 0 | MC | 0 | 0 | 0 | 0 | 0 |
| Mental Health | 7 | MH | 7 | 0 | 8 | 6 | 2 |
| Miscellaneous Remedy | 128 | MR | 26 | 0 | 9 | 145 | 115 |
| Order of Protection | 10 | OP | 10 | 0 | 8 | 12 | 11 |
| Probate | 1,122 | P | 21 | 0 | 16 | 1,127 | 1,047 |
| Small Claim | 818 | SC | 298 | 43 | 285 | 874 | 738 |
| Tax | 10 | TX | 0 | 0 | 0 | 10 | 12 |
| TOTAL CIVIL | 4,183 | | 706 | 63 | 742 | 4,210 | 4,056 |

REPORT B
 ACTIVITY OF ALL CRIMINAL CASES DURING THE MONTH OF MARCH 2003
 IN THE CIRCUIT COURT OF THE 11th JUDICIAL CIRCUIT
 McLEAN COUNTY

| | BEGIN PENDING | CODE | NEW FILED | NO. OF DEFTS. NEW | REINSTATED | DISPOSED | END PENDING | END PENDING 2002 |
|----------------------|---------------|------|-----------|-------------------|------------|----------|-------------|------------------|
| CONTEMPT OF COURT | 3 | C.C. | 0 | 0 | 0 | 0 | 3 | 2 |
| CRIMINAL FELONY | 849 | CF | 114 | 114 | 1 | 90 | 874 | 931 |
| CRIMINAL MISDEMEANOR | 1,090 | CM | 141 | 141 | 0 | 196 | 1,035 | 1,339 |
| TOTAL CRIMINAL | 1,942 | | 255 | 255 | 1 | 286 | 1,912 | 2,272 |

REPORT C
 ACTIVITY OF ALL JUVENILE CASES
 DURING THE MONTH OF MARCH 2003
 IN THE CIRCUIT COURT OF THE 11th JUDICIAL CIRCUIT
 McLEAN COUNTY

| CATEGORY | BEGIN PENDING | CODE | NEW FILED | NO. OF DEFTS. NEW | REINSTATED | DISPOSED | END PENDING 2003 | END PENDING 2002 |
|--------------------------|---------------|------|-----------|-------------------|------------|----------|------------------|------------------|
| JUVENILE | 48 | J | 0 | 0 | 0 | 5 | 43 | 54 |
| JUVENILE ABUSE & NEGLECT | 187 | JA | 9 | 21 | 1 | 4 | 193 | 195 |
| JUVENILE DELINQUENT | 103 | JD | 8 | 8 | 11 | 15 | 107 | 113 |
| TOTAL JUVENILE | 338 | | 17 | 29 | 12 | 24 | 343 | 362 |

REPORT D
 ACTIVITY OF ALL DUI/TRAFFIC/CONSERVATION/ORDINANCE CASES
 DURING THE MONTH OF MARCH 2003
 IN THE CIRCUIT COURT OF THE 11TH JUDICIAL CIRCUIT
 McLEAN COUNTY

| CATEGORY | BEGIN PENDING | CODE | NEW FILED | REINSTATED | DISPOSED | END PENDING 2003 | END PENDING 2002 |
|-----------------------------|---------------|------|-----------|------------|----------|------------------|------------------|
| CONSERVATION VIOLATION | 9 | CV | 2 | 0 | 0 | 11 | 79 |
| DRIVING UNDER THE INFLUENCE | 426 | DT | 71 | 0 | 66 | 431 | 418 |
| ORDINANCE VIOLATION | 711 | OV | 102 | 0 | 189 | 624 | 826 |
| TRAFFIC VIOLATION | 22,110 | TR | 3,517 | 23 | 4,230 | 21,420 | 18,801 |
| TOTALS: | 23,256 | | 3,692 | 23 | 4,485 | 22,486 | 20,124 |

REPORT F
DISPOSITION OF DEFENDANTS CHARGED WITH FELONIES⁽¹⁾
DURING THE MONTH OF MARCH 2003
IN THE CIRCUIT COURT OF THE 11TH JUDICIAL CIRCUIT
McLEAN COUNTY

| E | NOT CONVICTED | | | | | CONVICTED | | | TOTAL DEFENDANTS DISPOSED OF | |
|---|---------------|------------------------|-----------|----------|--------------|------------|-------------|-------------|------------------------------|------------|
| | S.O.L. | REDUCED TO MISDEMEANOR | DISMISSED | OTHER(2) | ACQUITTED BY | | GUILTY PLEA | BENCH TRIAL | | JURY TRIAL |
| | | | | | BENCH TRIAL | JURY TRIAL | | | | |
| | 0 | 13 | 0 | 0 | 0 | 1 | 65 | 0 | 0 | 90 |

NECESSARILY DIFFERENT DEFENDANTS
 (1) DOES COURT ACTION: NO BILL, TRANSFERRED/NO JURISDICTION, DEATH SUGGESTED/CAUSE ABATED, UNFIT TO STAND TRIAL, SEXUALLY DANGEROUS, TRANSFERS TO WARRANT
 (2) R, AND EXTRADITION PROCEEDING FILED AS A FELONY.

REPORT G
SENTENCE OF DEFENDANTS CHARGED WITH FELONIES
DURING THE MONTH OF MARCH 2003
IN THE CIRCUIT COURT OF THE 11th JUDICIAL CIRCUIT
McLEAN COUNTY

TOTAL NUMBER OF DEFENDANTS CONVICTED OF FELONIES BY GUILTY PLEA, BENCH TRIAL AND JURY TRIAL (FROM REPORT F). THIS TOTAL MUST EQUAL THE NUMBER OF FELONY SENTENCES ON THE FELONY SENTENCE TABLE BELOW.

TOTAL NUMBER OF CONVICTED FELONIES: 65
(FROM REPORT F)

FELONY SENTENCE TABLE

| | CLASS M | CLASS X | CLASS 1 | CLASS 2 | CLASS 3 | CLASS 4 | TOTALS |
|--------------|---------|---------|---------|---------|---------|---------|--------|
| 1. DEATH | 0 | 0 | 0 | 0 | 0 | 0 | 0 |
| 2. LIFE | 0 | 0 | 0 | 0 | 0 | 0 | 0 |
| 3. IDOC | 0 | 1 | 4 | 7 | 8 | 15 | 35 |
| 4. PROBATION | 0 | 0 | 1 | 7 | 8 | 14 | 30 |
| 5. OTHER | 0 | 0 | 0 | 0 | 0 | 0 | 0 |
| TOTALS: | 0 | 1 | 5 | 14 | 16 | 29 | 65 |

REPORT H
ORDERS OF PROTECTION ISSUED
DURING THE MONTH OF MARCH 2003
IN THE CIRCUIT COURT OF THE 11TH JUDICIAL CIRCUIT
MCLEAN COUNTY

| | <u>EMERGENCY</u> | <u>INTERIM</u> | <u>PLENARY</u> |
|---------------|------------------|----------------|----------------|
| DIVORCE | 0 | 0 | 0 |
| FAMILY (OP) | 7 | 0 | 0 |
| CRIMINAL | 1 | 0 | 3 |
| TOTAL: | 8 | 0 | 3 |

REPORT A
ACTIVITY OF ALL CIVIL CASES
DURING THE FIRST QUARTER 2003
IN THE CIRCUIT COURT OF THE 11th JUDICIAL CIRCUIT
McLEAN COUNTY

| CATEGORY | BEGIN PENDING | CODE | NEW FILED | REINSTATED | DISPOSED | END PENDING 2003 | END PENDING 2002 |
|-----------------------------|---------------|------|--------------|------------|--------------|------------------|------------------|
| Adoption | 27 | AD | 19 | 0 | 22 | 24 | 29 |
| Arbitration | 497 | AR | 183 | 43 | 278 | 445 | 496 |
| Chancery | 158 | CH | 91 | 0 | 60 | 189 | 379 |
| Dissolution of Marriage | 520 | D | 180 | 2 | 176 | 526 | 512 |
| Eminent Domain | 4 | ED | 0 | 0 | 3 | 1 | 3 |
| Family | 150 | F | 103 | 0 | 62 | 191 | 138 |
| Law => \$50,000 - Jury | 269 | L | 35 | 0 | 41 | 263 | 275 |
| Law = > \$50,000 - Non-Jury | 128 | L | 13 | 0 | 21 | 120 | 124 |
| Law = < \$50,000 - Jury | 18 | LM | 0 | 0 | 2 | 16 | 19 |
| Law = < \$50,000 - Non-Jury | 236 | LM | 252 | 9 | 236 | 261 | 262 |
| Municipal Corporation | 0 | MC | 0 | 0 | 0 | 0 | 0 |
| Mental Health | 6 | MH | 26 | 0 | 26 | 6 | 3 |
| Miscellaneous Remedy | 128 | MR | 59 | 0 | 42 | 145 | 117 |
| Order of Protection | 13 | OP | 39 | 0 | 40 | 12 | 14 |
| Probate | 1,096 | P | 77 | 0 | 46 | 1,127 | 1,063 |
| Small Claim | 681 | SC | 780 | 93 | 680 | 874 | 780 |
| Tax | 12 | TX | 1 | 0 | 3 | 10 | 12 |
| TOTAL CIVIL | 3,943 | | 1,858 | 147 | 1,738 | 4,210 | 4,226 |

REPORT B
 ACTIVITY OF ALL CRIMINAL CASES
 DURING THE FIRST QUARTER 2003
 IN THE CIRCUIT COURT OF THE 11th JUDICIAL CIRCUIT
 McLEAN COUNTY

| | BEGIN PENDING | CODE | NEW FILED | NO. OF DEFTS. NEW | REINSTATED | DISPOSED | END PENDING 2003 | END PENDING 2002 |
|-------------------------|------------------|------|--------------|-------------------------|------------|----------|------------------------|------------------------|
| CONTEMPT OF COURT | 3 | C.C. | 3 | 3 | 0 | 3 | 3 | 1 |
| CRIMINAL FELONY | 920 | CF | 322 | 322 | 4 | 372 | 874 | 923 |
| CRIMINAL MISDEMEANOR | 1,175 | CM | 455 | 455 | 1 | 596 | 1,035 | 1,284 |
| TOTAL CRIMINAL | 2,098 | | 780 | 780 | 5 | 971 | 1,912 | 2,188 |

REPORT C
 ACTIVITY OF ALL JUVENILE CASES
 DURING THE FIRST QUARTER 2003
 IN THE CIRCUIT COURT OF THE 11th JUDICIAL CIRCUIT
 McLEAN COUNTY

| CATEGORY | BEGIN PENDING | CODE | NEW FILED | NO. OF DEFTS. NEW | REINSTATED | DISPOSED | END PENDING 2003 | END PENDING 2002 |
|--------------------------|---------------|------|-----------|-------------------|------------|----------|------------------|------------------|
| JUVENILE | 49 | J | 3 | 3 | 0 | 9 | 43 | 55 |
| JUVENILE ABUSE & NEGLECT | 186 | JA | 21 | 47 | 1 | 15 | 193 | 187 |
| JUVENILE DELINQUENT | 107 | JD | 33 | 33 | 22 | 55 | 107 | 127 |
| TOTAL JUVENILE | 342 | | 57 | 83 | 23 | 79 | 343 | 369 |

REPORT D
 ACTIVITY OF ALL DUI/TRAFFIC/CONSERVATOIN/ORDINANCE CASES
 DURING THE FIRST QUARTER 2003
 IN THE CIRCUIT COURT QF THE 11th JUDICIAL CIRCUIT
 McLEAN CQUNTY

| CATEGORY | BEGIN PENDING | CODE | NEW FILED | REINSTATED | DISPOSED | END PENDING 2003 | END PENDING 2002 |
|-----------------------------|---------------|------|-----------|------------|----------|------------------|------------------|
| CONSERVATION VIOLATION | 35 | CV | 3 | 0 | 27 | 11 | 75 |
| DRIVING UNDER THE INFLUENCE | 454 | DT | 182 | 0 | 205 | 431 | 461 |
| ORDINANCE VIOLATION | 765 | OV | 365 | 0 | 506 | 624 | 808 |
| TRAFFIC VIOLATION | 21,961 | TR | 9,765 | 76 | 10,382 | 21,420 | 17,752 |
| TOTALS: | 23,215 | | 10,315 | 76 | 11,120 | 22,486 | 19,096 |

REPORT NO. E
TIME LAPSE OF ALL CASES DISPOSED OF BY JURY VERDICT
IN ALL CATEGORIES
DURING THE FIRST QUARTER OF 2003
IN THE CIRCUIT COURT OF THE 11th JUDICIAL CIRCUIT
McLEAN COUNTY

| CASE NUMBER | FILING DATE | DATE OF VERDICT |
|-------------|-------------|-----------------|
| 00 L 200 | 11/30/00 | 1/7/03 |
| 02 TR 25095 | 11/12/02 | 1/13/03 |
| 02 TR 8409 | 4/5/00 | 1/14/03 |
| 02 TR 16973 | 7/22/02 | 1/14/03 |
| 02 TR 24709 | 11/4/02 | 1/15/03 |
| 02 CF 1105 | 9/17/02 | 1/7/03 |
| 02 CF 1158 | 9/26/02 | 1/9/03 |
| 02 CF 877 | 7/29/02 | 1/9/03 |
| 02 CF 1072 | 9/11/02 | 1/10/03 |
| 02 CF 620 | 5/31/02 | 1/14/03 |
| 02 CF 1188 | 10/1/02 | 1/22/03 |
| 02 DT 405 | 6/17/02 | 2/14/03 |
| 01 L 181 | 10/29/01 | 02/11/03 |
| 01 CF 1152 | 10/17/01 | 2/4/03 |
| 02 CF 881 | 7/29/02 | 2/4/03 |
| 02 CM 396 | 2/25/02 | 2/11/03 |
| 02 CF 505 | 05/06/02 | 02/14/03 |
| 02 TR 26749 | 12/2/02 | 3/11/03* |
| 02 DT 633 | 9/27/02 | 3/11/03 |
| 02 CF 385 | 4/6/02 | 3/6/03 |
| 02 CF 1064 | 9/10/02 | 3/7/03 |
| 02 CF 855 | 7/23/02 | 3/12/03 |
| 02 CF 1182 | 9/30/02 | 3/12/03 |

REPORT F
DISPOSITION OF DEFENDANTS CHARGED WITH FELONIES⁽¹⁾
DURING THE FIRST QUARTER 2003
IN THE CIRCUIT COURT OF THE 11TH JUDICIAL CIRCUIT
MCLEAN COUNTY

| E | NOT CONVICTED | | | | | CONVICTED | | | TOTAL DEFENDANTS DISPOSED OF | |
|---|---------------|------------------------|-----------|----------|--------------|------------|-------------|-------------|------------------------------|------------|
| | S.O.L. | REDUCED TO MISDEMEANOR | DISMISSED | OTHER(2) | ACQUITTED BY | | GUILTY PLEA | BENCH TRIAL | | JURY TRIAL |
| | | | | | BENCH TRIAL | JURY TRIAL | | | | |
| | 0 | 66 | 0 | *2 | 2 | 5 | 321 | 2 | 5 | 372 |

NECESSARILY DIFFERENT DEFENDANTS
 THESE COURT ACTION: NO BILL, TRANSFERRED/NO JURISDICTION, DEATH SUGGESTED/CAUSE ABATED, UNFIT TO STAND TRIAL, SEXUALLY DANGEROUS, TRANSFERS TO WARRANT
 A, AND EXTRADITION PROCEEDING FILED AS A FELONY.

By Directed Verdict

REPORT G
SENTENCE OF DEFENDANTS CHARGED WITH FELONIES
DURING THE FIRST QUARTER OF 2003
IN THE CIRCUIT COURT OF THE 11th JUDICIAL CIRCUIT
McLEAN COUNTY

TOTAL NUMBER OF DEFENDANTS CONVICTED OF FELONIES BY GUILTY PLEA, BENCH TRIAL AND JURY TRIAL (FROM REPORT F). THIS TOTAL MUST EQUAL THE NUMBER OF FELONY SENTENCES ON THE FELONY SENTENCE TABLE BELOW.

TOTAL NUMBER OF CONVICTED FELONIES: 238
(FROM REPORT F)

FELONY SENTENCE TABLE

| | CLASS M | CLASS X | CLASS 1 | CLASS 2 | CLASS 3 | CLASS 4 | TOTALS |
|----------------|---------|---------|---------|---------|---------|---------|--------|
| 1. DEATH | 0 | 0 | 0 | 0 | 0 | 0 | 0 |
| 2. LIFE | 0 | 0 | 0 | 0 | 0 | 0 | 0 |
| 3. IDOC | 0 | 4 | 17 | 29 | 20 | 51 | 121 |
| 4. PROBATION | 0 | 0 | 4 | 19 | 26 | 66 | 115 |
| 5. OTHER | 0 | 0 | 0 | 0 | 0 | 2 | 2 |
| TOTALS: | 0 | 4 | 21 | 48 | 46 | 119 | 238 |

REPORT H
ORDERS OF PROTECTION ISSUED
DURING THE 1st QUARTER 2003
IN THE CIRCUIT COURT OF THE 11th JUDICIAL CIRCUIT
McLEAN COUNTY

| | EMERGENCY | INTERIM | PLENARY |
|-------------|-----------|---------|---------|
| DIVORCE | 5 | 0 | 0 |
| FAMILY (OP) | 20 | 1 | 6 |
| CRIMINAL | 2 | 0 | 6 |
| TOTAL: | 27 | 1 | 12 |

MCDF HEALTH SERVICES
QUARTERLY REPORT, 1ST QUARTER 2003

I. On Site Clinical Services

| | 1st QTR 2003 | 1st QTR 2002 | YTD 2003 |
|------------------------------|--------------------|--------------------|-------------|
| A. General Medical Services | | | |
| 1. Physician | | | |
| a. Sick Call Encounters | 163 | 163 | 163 |
| b. Consultations | 282 | 216 | 282 |
| c. Total Encounters/Consults | 445 | 379 | 445 |
| 2. Staff Nurse | | | |
| a. Sick Call Encounters | 1556 | 1358 | 1556 |
| b. Injections | 1 | 3 | 1 |
| c. Telephone Calls | | | |
| 1. Nurse Calls | 127 | 204 | 127 |
| 2. Physician Calls | 95 | 84 | 95 |
| d. Health Assessments | | | |
| 1. Routine (within 2 wks) | 217 | 234 | 217 |
| 2. Partial | | | |
| a. Annual | 0 | 0 | 0 |
| b. Repeat in 3 mos. | 1 | 4 | 1 |
| 3. Visual Acuity Examination | 218 | 234 | 218 |
| e. Medical/DOC Transfers | 116 | 113 | 116 |
| f. RX Dispensed | | | |
| 1. Routine | 1076 | 1081 | 1076 |
| 2. Special orders | 29 | 23 | 29 |
| g. Electrocardiograms | 1 | 6 | 1 |
| i. Other Physicians on site | 1 | 2 | 1 |
| j. Nurse Consult | 1012 | 1029 | 1012 |
| k. Total Nursing Procedures | 4450 | 4375 | 4450 |
| B. Dental Services | | | |
| 1. Dentist | | | |
| a. Routine visits | 117 | 111 | 117 |
| b. Unscheduled visits | 0 | 0 | 0 |
| c. Total clinic visits | 117 | 111 | 117 |
| d. Number of inmates treated | 104 | 95 | 104 |
| e. Consultations | 16 | 2 | 16 |
| f. Dental Nurse Consult | 106 | 64 | 106 |
| g. Sick Call Encounters | 10 | 2 | 10 |
| h. Clinical Procedures | | | |
| 1. Diagnostic | 76 | 62 | 76 |
| 2. Preventive | 20 | 20 | 20 |
| 3. Treatment | | | |
| a. Periodontics | 2 | 0 | 2 |
| b. Restorative | 5 | 3 | 5 |
| c. Endodontics | 5 | 3 | 5 |
| d. Oral Surgery | 25 | 39 | 25 |
| e. Prosthodontics | 1 | 0 | 1 |
| f. Other | 1 | 0 | 1 |

| I. On Site Clinical Services (con't) | 1st QTR 2003 | 1st QTR 2002 | YTD 2003 |
|---|--------------------|--------------------|-------------|
| C. Psychiatric Services | | | |
| 1. Psychiatrist | | | |
| a. Encounters | 61 | 68 | 61 |
| b. Consultations | 10 | 12 | 10 |
| c. Total Encounters/Consults | 71 | 80 | 71 |
| d. Number of inmates treated | 55 | 46 | 55 |
| e. Number of incidents/restraints | 0 | 0 | 0 |
| 2. Counselors | | | |
| a. Scheduled Individual Visits | 271 | 254 | 271 |
| b. Scheduled Group Visits | 0 | 0 | 0 |
| c. Crisis Visits | 2 | 8 | 2 |
| d. Total | 273 | 262 | 273 |
| D. Infection Control Program | 1st QTR 2003 | 1st QTR 2002 | YTD 2003 |
| 1. Infectious Disease | | | |
| a. Skin | 37 | 30 | 37 |
| b. Eyes | 3 | 5 | 3 |
| c. Ears, Nose, and Throat | 4 | 6 | 4 |
| d. Teeth, Mouth, and Tongue | 43 | 28 | 43 |
| e. Respiratory | 0 | 4 | 0 |
| f. Gastro/Intestinal | 0 | 0 | 0 |
| g. Genital/Urinary | 18 | 15 | 18 |
| h. Other | 0 | 0 | 0 |
| 2. Tuberculosis | | | |
| a. Number Tests Given | 211 | 200 | 211 |
| b. Positive Reaction | 6 | 5 | 6 |
| c. Follow up chest x-ray | 8 | 9 | 8 |
| 3. Immunizations | | | |
| 0 | 0 | 0 | 0 |
| 4. Laboratory | 1st QTR 2003 | 1st QTR 2002 | YTD 2003 |
| 1. Physician ordered tests (Not STD's/Sexually Transmitted Diseases) | 63 | 61 | 63 |
| 2. STD testing-routine (HIV, RPR, GC, Chlamydia) | 126 | 127 | 126 |
| 3. STD testing-Court ordered (HIV, RPR, GC, Chlamydia) | 12 | 9 | 12 |
| 4. Total | 201 | 197 | 201 |

I. On Site Clinical Services (con't)

| | 1st QTR 2003 | 1st QTR 2002 | YTD 2003 |
|--------------------------------|--------------------|--------------------|-------------|
| E. Referral to MCHD on Site | | | |
| 1. HIV Referrals | 30 | 32 | 30 |
| 2. STD Referrals | 4 | 6 | 4 |
| 3. +TB/Dr. Referrals | 6 | 6 | 6 |
| 4. Prenatal Services | 2 | 2 | 2 |
| F. Chronic Disease Program | | | |
| 1. Cardiovascular/Hypertension | 70 | 55 | 70 |
| 2. Seizure Disorder | 10 | 8 | 10 |
| 3. Tuberculosis | 0 | 0 | 0 |
| 4. Diabetes | 31 | 18 | 31 |
| 5. Asthma/COPD | 38 | 36 | 38 |
| 6. AIDS/HIV Seropositive | 2 | 1 | 2 |
| 7. Total Number of patients/TX | 151 | 118 | 151 |

II. Off Site Clinical Services

| | 1st QTR 2003 | 1st QTR 2002 | YTD 2003 |
|--------------------------------|--------------------|--------------------|-------------|
| A. Physician Referral | 21 | 25 | 21 |
| B. Dental Referral | 0 | 0 | 0 |
| C. Hospital Referrals | | | |
| 1. Emergency Medical Services | 9 | 7 | 9 |
| 2. Outpatient Department | 8 | 5 | 8 |
| 3. Inpatient | 1 | 2 | 1 |
| D. Radiology | | | |
| 1. St. Joseph Medical Center | 3 | 6 | 3 |
| 2. Bloomington Radiology | | | |
| a. C x R | 8 | 9 | 8 |
| b. Other | 0 | 0 | 0 |
| E. Vision | | | |
| 1. Optometrist Examination | 0 | 0 | 0 |
| 2. Eye Glasses Dispensed | 0 | 0 | 0 |
| 3. Ocular Prosthesis dispensed | 0 | 0 | 0 |
| F. MCHD/HIV Clinic | 0 | 0 | 0 |

III. Average Daily Inmate Population

217.41/197.51 In House 1st Quarter 2003
 227.62/ 200.57 In House 1st Quarter 2002



McLEAN COUNTY SHERIFF'S DEPARTMENT
DAVID OWENS, SHERIFF
"Peace Through Integrity"
Administration Office
(309) 888-5034
104 W. Front Law & Justice Center Room 105
P.O. Box 2400 Bloomington, Illinois 61702-2400

Detective Commander (309) 888-5051
Patrol Commander (309) 888-5166
Patrol Duty Sergeant (309) 888-5019
Jail Division (309) 888-5065
Process Division (309) 888-5040
Records Division (309) 888-5055
Domestic Crimes Division (309) 888-5860
FAX (309) 888-5072

April 25, 2003

TO: Mr. Tari Renner, Chairman
Justice Committee
FROM: Sheriff David Owens
SUBJ: MAY 5TH JUSTICE COMMITTEE MEETING

Dear Chairman Renner:

I would respectfully request that the following item be placed on the May 5th Justice Committee Agenda for information only.

Information

- 1) **McLean County Detention Facility Population Report:** (Please see attached).

If you have any questions prior to this meeting, please feel free to contact me.


Respectfully,

David Owens
Sheriff

DO:jc

MCDF
Population
April
2003

| Date | Daily Total | In House | Male | Female | Sp. Needs | St. Sentence | Work Release | Weekends | Other Fac |
|---------------------------------|-------------|----------|---------|--------|-----------|--------------|--------------|----------|-----------|
| 1 | 214 | 194 | 181 | 33 | 18 | 52 | 3 | 19 | 0 |
| 2 | 219 | 199 | 186 | 33 | 17 | 52 | 4 | 20 | 0 |
| 3 | 219 | 199 | 188 | 31 | 16 | 56 | 4 | 20 | 0 |
| 4 | 218 | 197 | 184 | 34 | 17 | 57 | 4 | 20 | 0 |
| 5 | 232 | 216 | 197 | 35 | 22 | 65 | 4 | 23 | 10 |
| 6 | 234 | 218 | 199 | 35 | 23 | 64 | 4 | 23 | 10 |
| 7 | 233 | 201 | 196 | 37 | 21 | 64 | 4 | 19 | 10 |
| 8 | 230 | 198 | 196 | 34 | 20 | 66 | 6 | 22 | 10 |
| 9 | 227 | 191 | 193 | 34 | 20 | 66 | 5 | 22 | 10 |
| 10 | 227 | 192 | 193 | 34 | 22 | 63 | 5 | 22 | 10 |
| 11 | 231 | 196 | 198 | 33 | 20 | 64 | 5 | 22 | 10 |
| 12 | 244 | 226 | 204 | 40 | 26 | 67 | 5 | 24 | 10 |
| 13 | 238 | 219 | 194 | 42 | 22 | 63 | 5 | 23 | 10 |
| 14 | 234 | 196 | 194 | 40 | 19 | 63 | 5 | 22 | 10 |
| 15 | 224 | 188 | 188 | 36 | 17 | 61 | 5 | 24 | 10 |
| 16 | 222 | 186 | 186 | 36 | 15 | 60 | 5 | 23 | 9 |
| 17 | 225 | 189 | 188 | 37 | 27 | 59 | 5 | 24 | 9 |
| 18 | 220 | 185 | 183 | 37 | 23 | 58 | 5 | 24 | 8 |
| 19 | 224 | 210 | 191 | 33 | 23 | 61 | 5 | 23 | 8 |
| 20 | 225 | 212 | 190 | 35 | 21 | 61 | 4 | 23 | 8 |
| 21 | 226 | 198 | 191 | 35 | 18 | 61 | 4 | 18 | 8 |
| 22 | 224 | 199 | 191 | 33 | 19 | 59 | 3 | 20 | 7 |
| 23 | 226 | 197 | 192 | 34 | 19 | 63 | 3 | 20 | 7 |
| 24 | 232 | 202 | 195 | 37 | 19 | 62 | 3 | 20 | 7 |
| 25 | 232 | 200 | 198 | 34 | 20 | 61 | 5 | 21 | 7 |
| 26 | 241 | 215 | 205 | 36 | 23 | 67 | 6 | 21 | 20 |
| 27 | 239 | 215 | 205 | 34 | 20 | 63 | 6 | 22 | 20 |
| 28 | 232 | 188 | 197 | 35 | 20 | 56 | 6 | 20 | 20 |
| 29 | | | | | | | | | |
| 30 | | | | | | | | | |
| Total | 6390.00 | 5626.00 | 5403.00 | 987.00 | 567.00 | 1714.00 | 128.00 | 604.00 | 248.00 |
| Average for April 2003 | 228.21 | 200.93 | 192.96 | 35.25 | 20.25 | 61.21 | 4.57 | 21.57 | 8.86 |



■ Daily Total
 ■ In House
 □
 □
 ■
 ■
 ■
 ■
 ■
 ■ Other Fac

1 4 7 10 13 16 19 22 25 28

MCDF Average Population
Six Month Comparison

| Month | Nov 2002 | Dec 2002 | Jan 2003 | Feb 2003 | March 2003 | April 2003 | Average |
|----------------------|-------------|-------------|-------------|-------------|---------------|---------------|---------|
| Daily Total | 253.10 | 222.68 | 227.71 | 216.60 | 208.65 | 228.21 | 226.16 |
| In House | 202.60 | 194.65 | 202.29 | 198.40 | 191.84 | 200.93 | 198.45 |
| Male | 211.20 | 185.42 | 190.61 | 180.10 | 176.35 | 192.96 | 189.44 |
| Female | 41.90 | 37.26 | 37.10 | 36.50 | 32.29 | 35.25 | 36.72 |
| Special Needs | 18.60 | 16.42 | 16.23 | 18.60 | 17.94 | 20.25 | 18.01 |
| Straight Sentence | 53.30 | 38.87 | 51.65 | 55.30 | 48.10 | 61.21 | 51.41 |
| Work Release | 7.80 | 4.84 | 6.48 | 6.70 | 5.74 | 4.57 | 6.02 |
| Weekenders | 33.70 | 28.13 | 23.68 | 21.60 | 22.84 | 21.57 | 25.25 |
| Other Facilities | 23.50 | 4.90 | 4.90 | .04 | 00.00 | 8.86 | 7.03 |

March 2003

COURT SERVICES ADULT/JUVENILE DIVISION STATISTICS

ADULT DIVISION

7 Officer Supervision Unit - 3 Officer PSI Unit

Total Caseload – 1067 (1089 last month)

Average caseload per officer 152 (60 AOIC recommendation)

Presentence Reports Completed – 46 (32 last month)

* Total Workload Hours Needed – 1889.75 (1879.75 last month)

** Total Hours Available - 1650.00

* According to AOIC standards it would take this amount of hours per month to complete all requirements of case supervision and report writing.

** The number of work hours available to the division (11 officers working 150 hours each per month).

AOIC workload standards indicate **an additional 1.60 adult officers are needed.** (1.53 last month)

JUVENILE DIVISION

4 Officer Division

Total Caseload – 122 (125 last month)

Average caseload per officer 31 (35 AOIC recommendation)

Social History Reports Completed – 8 (9 last month)

* Total Workload Hours Needed – 466.50 (486.50 last month)

** Total Hours Available 600.00

* According to AOIC standards it would take this amount of hours per month to complete all requirements of case supervision and report writing.

** The number of work hours available to the division (4 officers working 150 hours each per month).

AOIC workload standards indicate **an additional -0.89 juvenile officers are needed.** (-0.76 last month)

EARLY INTERVENTION PROBATION (EIP)

3 Person unit with a maximum caseload of 45

Total caseload 33

March 2003

SPECIAL PROGRAMS

INTENSIVE PROBATION UNIT ADULT

3 person unit with a maximum caseload of 40

Total Caseload – 38 (29 last month)

INTENSIVE PROBATION UNIT JUVENILE

1 ½ person unit with a maximum caseload of 15

Total Caseload – 16 (15 last month)

DRIVING UNDER THE INFLUENCE UNIT

1 person unit with a maximum caseload of 40

Total Caseload - 86 (88 last month)

JUVENILE INTAKE

2 person unit

Total Informal Conferences - 27 (20 last month)

Total Caseload Informal Probation – 37 (35 last month)

Total Intake Screen Reports – 62 (32 last month)

COMMUNITY SERVICE PROGRAM

1 person unit

Total Caseload Adult - 417 (447 last month)

Total Caseload Juvenile - 33 (33 last month)

Total Hours Completed Adult – 3463.00 (\$18,180.75 Symbolic Restitution)

Total Hours Completed Juvenile – 130.00 (\$ 682.50 Symbolic Restitution)

Total Worksites Used – 33 (33 last month)

DOMESTIC VIOLENCE PROGRAM

3 person unit (2 Officers and 1 Clerk)

Total Probation Caseload - 70 (71 last month)

Total Court Supervision/Conditional Discharge Caseload – 323 (328 last month)

MCLEAN COUNTY DETENTION FACILITY POPULATION STATISTICS

January, 2003

| Date | Custody | | Sentence Type | | Gender | | Age | Race | | | | | |
|----------------|------------|-----------|---------------|-----------|----------|------------|-----------|--------------|------------|-----------|----------|----------|----------|
| | Custody | Release | Jail | Periodic | WR | Male | | Female | White | Black | Hispanic | Asian | Other/UK |
| 1 | 198 | 3 | 71 | 24 | 4 | 168 | 33 | 29.74 | 105 | 94 | 2 | 0 | 0 |
| 2 | 195 | 16 | 71 | 24 | 4 | 176 | 35 | 29.80 | 110 | 99 | 2 | 0 | 0 |
| 3 | 200 | 9 | 75 | 25 | 4 | 176 | 33 | 29.41 | 113 | 94 | 2 | 0 | 0 |
| 4 | 227 | 8 | 87 | 32 | 5 | 196 | 39 | 39.03 | 130 | 102 | 2 | 0 | 0 |
| 5 | 229 | 6 | 87 | 34 | 5 | 198 | 37 | 30.05 | 127 | 106 | 2 | 0 | 0 |
| 6 | 224 | 11 | 85 | 32 | 5 | 198 | 37 | 29.98 | 130 | 101 | 3 | 1 | 0 |
| 7 | 224 | 21 | 95 | 32 | 6 | 207 | 38 | 30.05 | 138 | 105 | 2 | 0 | 0 |
| 8 | 224 | 14 | 98 | 31 | 6 | 204 | 34 | 29.81 | 132 | 104 | 2 | 0 | 0 |
| 9 | 218 | 17 | 94 | 31 | 6 | 199 | 36 | 29.95 | 130 | 103 | 2 | 0 | 0 |
| 10 | 216 | 13 | 98 | 31 | 6 | 195 | 34 | 30.19 | 124 | 102 | 2 | 0 | 1 |
| 11 | 222 | 10 | 99 | 33 | 6 | 197 | 35 | 30.24 | 129 | 99 | 3 | 0 | 1 |
| 12 | 222 | 3 | 97 | 33 | 6 | 189 | 36 | 30.18 | 126 | 95 | 3 | 0 | 1 |
| 13 | 221 | 11 | 95 | 32 | 6 | 192 | 40 | 30.06 | 130 | 96 | 5 | 0 | 1 |
| 14 | 223 | 11 | 96 | 31 | 6 | 197 | 37 | 30.14 | 133 | 97 | 4 | 0 | 0 |
| 15 | 224 | 10 | 95 | 31 | 6 | 195 | 39 | 29.75 | 134 | 97 | 3 | 0 | 0 |
| 16 | 213 | 21 | 93 | 29 | 6 | 195 | 39 | 29.78 | 134 | 97 | 3 | 0 | 0 |
| 17 | 212 | 11 | 90 | 28 | 6 | 188 | 35 | 29.89 | 123 | 97 | 3 | 0 | 0 |
| 18 | 222 | 9 | 90 | 29 | 6 | 194 | 37 | 29.87 | 126 | 101 | 4 | 0 | 0 |
| 19 | 217 | 11 | 88 | 29 | 5 | 193 | 35 | 29.85 | 126 | 99 | 3 | 0 | 0 |
| 20 | 216 | 3 | 85 | 26 | 5 | 186 | 33 | 30.00 | 119 | 98 | 2 | 0 | 0 |
| 21 | 212 | 14 | 85 | 26 | 6 | 189 | 37 | 30.23 | 121 | 103 | 2 | 0 | 0 |
| 22 | 212 | 5 | 82 | 27 | 6 | 180 | 37 | 30.02 | 117 | 99 | 1 | 0 | 0 |
| 23 | 203 | 17 | 83 | 26 | 6 | 185 | 35 | 30.14 | 119 | 99 | 2 | 0 | 0 |
| 24 | 204 | 12 | 85 | 26 | 6 | 175 | 41 | 30.25 | 117 | 97 | 2 | 0 | 0 |
| 25 | 218 | 5 | 85 | 26 | 6 | 185 | 38 | 30.34 | 122 | 96 | 5 | 0 | 0 |
| 26 | 220 | 8 | 84 | 26 | 6 | 188 | 40 | 30.22 | 125 | 98 | 5 | 0 | 0 |
| 27 | 215 | 14 | 85 | 23 | 6 | 189 | 40 | 30.52 | 125 | 99 | 5 | 0 | 0 |
| 28 | 221 | 6 | 84 | 23 | 6 | 189 | 38 | 30.36 | 126 | 96 | 5 | 0 | 0 |
| 29 | 217 | 12 | 86 | 23 | 6 | 190 | 39 | 30.45 | 125 | 99 | 5 | 0 | 0 |
| 30 | 201 | 26 | 83 | 24 | 6 | 190 | 37 | 30.49 | 122 | 101 | 4 | 0 | 0 |
| 31 | 204 | 7 | 80 | 23 | 6 | 178 | 33 | 30.73 | 109 | 98 | 4 | 0 | 0 |
| AVERAGE | 215 | 11 | 87 | 28 | 6 | 190 | 37 | 30.37 | 124 | 99 | 3 | 0 | 0 |

MCLEAN COUNTY DETENTION FACILITY POPULATION STATISTICS

February, 2003

| Date | Custody | | Sentence Type | | Gender | | Age | Race | | | | | |
|----------------|------------|-----------|---------------|-----------|----------|------------|-----------|--------------|------------|-----------|----------|----------|----------|
| | Custody | Release | Jail | Periodic | WR | Male | | Female | White | Black | Hispanic | Asian | Other/UK |
| 1 | 214 | 5 | 81 | 26 | 6 | 181 | 38 | 30.17 | 116 | 99 | 4 | 0 | 0 |
| 2 | 210 | 10 | 83 | 26 | 6 | 182 | 38 | 30.16 | 117 | 99 | 4 | 0 | 0 |
| 3 | 209 | 8 | 84 | 25 | 6 | 179 | 38 | 30.17 | 116 | 97 | 4 | 0 | 0 |
| 4 | 201 | 23 | 84 | 26 | 7 | 185 | 39 | 29.73 | 120 | 99 | 4 | 0 | 1 |
| 5 | 205 | 5 | 85 | 28 | 9 | 169 | 41 | 29.74 | 113 | 92 | 4 | 0 | 1 |
| 6 | 202 | 15 | 85 | 27 | 8 | 175 | 42 | 29.74 | 123 | 90 | 4 | 0 | 0 |
| 7 | 212 | 6 | 91 | 26 | 7 | 179 | 39 | 29.92 | 118 | 93 | 6 | 0 | 1 |
| 8 | 225 | 9 | 96 | 27 | 7 | 192 | 42 | 29.98 | 129 | 100 | 4 | 0 | 1 |
| 9 | 225 | 9 | 95 | 27 | 7 | 189 | 45 | 29.99 | 129 | 98 | 5 | 0 | 2 |
| 10 | 219 | 13 | 96 | 25 | 7 | 192 | 40 | 29.84 | 127 | 99 | 5 | 0 | 1 |
| 11 | 218 | 8 | 95 | 25 | 7 | 189 | 37 | 29.68 | 122 | 98 | 5 | 0 | 1 |
| 12 | 223 | 2 | 94 | 25 | 7 | 188 | 37 | 29.52 | 121 | 99 | 4 | 0 | 1 |
| 13 | 210 | 22 | 95 | 25 | 7 | 193 | 39 | 29.53 | 127 | 100 | 4 | 0 | 1 |
| 14 | 198 | 20 | 93 | 25 | 6 | 180 | 38 | 29.47 | 120 | 93 | 4 | 0 | 1 |
| 15 | 203 | 4 | 85 | 28 | 6 | 168 | 39 | 29.69 | 116 | 86 | 4 | 0 | 1 |
| 16 | 197 | 14 | 86 | 28 | 6 | 172 | 39 | 29.60 | 120 | 86 | 4 | 0 | 1 |
| 17 | 198 | 3 | 81 | 25 | 6 | 166 | 35 | 29.78 | 114 | 83 | 4 | 0 | 0 |
| 18 | 194 | 13 | 81 | 25 | 6 | 173 | 34 | 29.80 | 118 | 84 | 5 | 0 | 0 |
| 19 | 199 | 14 | 83 | 25 | 7 | 181 | 32 | 29.57 | 122 | 85 | 5 | 1 | 0 |
| 20 | 192 | 19 | 84 | 25 | 8 | 178 | 33 | 29.73 | 119 | 88 | 4 | 0 | 0 |
| 21 | 191 | 9 | 84 | 26 | 8 | 168 | 32 | 29.49 | 113 | 83 | 4 | 0 | 0 |
| 22 | 206 | 6 | 91 | 26 | 8 | 182 | 30 | 29.67 | 128 | 79 | 5 | 0 | 0 |
| 23 | 203 | 10 | 92 | 26 | 8 | 183 | 30 | 29.38 | 128 | 79 | 6 | 0 | 0 |
| 24 | 198 | 13 | 89 | 25 | 9 | 181 | 30 | 29.43 | 127 | 76 | 7 | 0 | 1 |
| 25 | 199 | 7 | 83 | 25 | 9 | 175 | 31 | 29.59 | 123 | 77 | 6 | 0 | 0 |
| 26 | 199 | 5 | 82 | 25 | 9 | 173 | 31 | 29.66 | 121 | 78 | 5 | 0 | 0 |
| 27 | 183 | 24 | 82 | 25 | 9 | 175 | 32 | 29.66 | 121 | 81 | 5 | 0 | 0 |
| 28 | 183 | 7 | 76 | 25 | 9 | 159 | 31 | 29.24 | 113 | 72 | 5 | 0 | 0 |
| AVERAGE | 204 | 11 | 87 | 26 | 7 | 179 | 36 | 29.71 | 121 | 89 | 5 | 0 | 1 |

MCLEAN COUNTY DETENTION FACILITY POPULATION STATISTICS

March, 2003

| Date | Custody | | Sentence Type | | Gender | | Age | Race | | | | | |
|----------------|------------|-----------|---------------|-----------|----------|------------|-----------|--------------|------------|-----------|----------|----------|----------|
| | Custody | Release | Jail | Periodic | WR | Male | | Female | White | Black | Hispanic | Asian | Other/UK |
| 1 | 195 | 9 | 78 | 31 | 9 | 171 | 31 | 29.50 | 122 | 75 | 5 | 0 | 0 |
| 2 | 193 | 14 | 76 | 30 | 9 | 175 | 32 | 29.08 | 128 | 74 | 5 | 0 | 0 |
| 3 | 195 | 4 | 75 | 28 | 10 | 168 | 31 | 29.27 | 122 | 72 | 5 | 0 | 0 |
| 4 | 195 | 10 | 77 | 29 | 10 | 172 | 33 | 29.02 | 126 | 74 | 5 | 0 | 0 |
| 5 | 191 | 13 | 74 | 29 | 10 | 171 | 33 | 29.15 | 121 | 77 | 6 | 0 | 0 |
| 6 | 185 | 23 | 73 | 28 | 9 | 175 | 33 | 29.13 | 125 | 78 | 5 | 0 | 0 |
| 7 | 180 | 13 | 72 | 28 | 8 | 164 | 29 | 28.94 | 112 | 76 | 4 | 1 | 0 |
| 8 | 190 | 8 | 72 | 30 | 8 | 165 | 33 | 29.26 | 115 | 79 | 4 | 0 | 0 |
| 9 | 189 | 8 | 74 | 29 | 8 | 167 | 30 | 29.49 | 115 | 78 | 4 | 0 | 0 |
| 10 | 190 | 8 | 73 | 28 | 8 | 168 | 30 | 29.47 | 112 | 81 | 5 | 0 | 0 |
| 11 | 193 | 8 | 78 | 27 | 9 | 172 | 29 | 29.45 | 116 | 80 | 5 | 0 | 0 |
| 12 | 198 | 4 | 78 | 27 | 9 | 176 | 26 | 29.20 | 116 | 81 | 5 | 0 | 0 |
| 13 | 191 | 14 | 80 | 27 | 9 | 179 | 26 | 29.48 | 115 | 84 | 6 | 0 | 0 |
| 14 | 192 | 9 | 73 | 26 | 9 | 170 | 31 | 29.24 | 112 | 83 | 6 | 0 | 0 |
| 15 | 196 | 6 | 74 | 27 | 9 | 173 | 29 | 29.34 | 114 | 83 | 5 | 0 | 0 |
| 16 | 199 | 4 | 70 | 28 | 9 | 174 | 29 | 29.28 | 114 | 84 | 5 | 0 | 0 |
| 17 | 189 | 12 | 72 | 25 | 9 | 172 | 29 | 29.22 | 113 | 83 | 5 | 0 | 0 |
| 18 | 198 | 5 | 70 | 24 | 10 | 174 | 29 | 29.16 | 116 | 82 | 5 | 0 | 0 |
| 19 | 199 | 9 | 70 | 24 | 9 | 177 | 31 | 29.09 | 119 | 84 | 5 | 0 | 0 |
| 20 | 200 | 18 | 72 | 24 | 9 | 184 | 34 | 29.08 | 116 | 97 | 5 | 0 | 0 |
| 21 | 199 | 4 | 70 | 25 | 7 | 171 | 32 | 28.42 | 111 | 87 | 5 | 0 | 0 |
| 22 | 204 | 8 | 72 | 27 | 8 | 177 | 35 | 28.60 | 116 | 91 | 5 | 0 | 0 |
| 23 | 202 | 9 | 72 | 26 | 8 | 176 | 35 | 28.71 | 119 | 88 | 4 | 0 | 0 |
| 24 | 197 | 14 | 72 | 22 | 7 | 176 | 35 | 28.91 | 118 | 87 | 6 | 0 | 0 |
| 25 | 201 | 6 | 69 | 22 | 7 | 172 | 35 | 29.04 | 115 | 88 | 4 | 0 | 0 |
| 26 | 201 | 5 | 71 | 22 | 7 | 170 | 36 | 28.89 | 113 | 89 | 4 | 0 | 0 |
| 27 | 199 | 20 | 70 | 22 | 7 | 180 | 39 | 29.02 | 121 | 94 | 4 | 0 | 0 |
| 28 | 196 | 10 | 68 | 21 | 7 | 171 | 35 | 28.91 | 112 | 89 | 5 | 0 | 0 |
| 29 | 210 | 3 | 77 | 23 | 6 | 179 | 34 | 28.85 | 121 | 87 | 5 | 0 | 0 |
| 30 | 212 | 7 | 80 | 23 | 6 | 184 | 35 | 28.89 | 123 | 91 | 3 | 0 | 0 |
| 31 | 203 | 13 | 76 | 22 | 6 | 181 | 35 | 29.00 | 120 | 91 | 5 | 0 | 0 |
| AVERAGE | 196 | 10 | 73 | 26 | 8 | 174 | 32 | 29.10 | 117 | 83 | 5 | 0 | 0 |

MCLEAN COUNTY DETENTION FACILITY POPULATION STATISTICS

April, 2003

| Date | Custody | | Sentence Type | | Gender | | Age | Race | | | | | |
|----------------|--------------|-------------|---------------|-------------|------------|--------------|-------------|--------------|--------------|-------------|------------|----------|----------|
| | Custody | Release | Jail | Periodic | WR | Male | | Female | White | Black | Hispanic | Asian | Other/UK |
| 1 | 198 | 8 | 83 | 23 | 6 | 174 | 32 | 28.72 | 115 | 86 | 5 | 0 | 0 |
| 2 | 199 | 10 | 67 | 23 | 6 | 178 | 31 | 28.96 | 116 | 87 | 6 | 0 | 0 |
| 3 | 195 | 16 | 87 | 23 | 7 | 181 | 30 | 28.58 | 115 | 90 | 6 | 0 | 0 |
| 4 | 196 | 13 | 87 | 24 | 7 | 176 | 33 | 28.94 | 114 | 89 | 6 | 0 | 0 |
| 5 | 213 | 7 | 90 | 28 | 7 | 185 | 35 | 28.84 | 118 | 95 | 6 | 0 | 1 |
| 6 | 217 | 7 | 91 | 28 | 7 | 189 | 35 | 28.78 | 121 | 96 | 6 | 0 | 1 |
| 7 | 207 | 16 | 90 | 26 | 7 | 187 | 36 | 28.90 | 119 | 97 | 6 | 0 | 1 |
| 8 | 212 | 10 | 86 | 27 | 9 | 188 | 34 | 28.79 | 123 | 92 | 6 | 0 | 1 |
| 9 | 212 | 11 | 89 | 25 | 8 | 187 | 36 | 28.77 | 122 | 94 | 6 | 0 | 1 |
| 10 | 207 | 12 | 85 | 25 | 8 | 187 | 32 | 28.55 | 116 | 96 | 6 | 0 | 1 |
| 11 | 209 | 11 | 91 | 25 | 8 | 188 | 32 | 28.68 | 117 | 96 | 6 | 0 | 1 |
| 12 | 221 | 10 | 92 | 28 | 7 | 195 | 36 | 28.60 | 126 | 98 | 6 | 0 | 1 |
| 13 | 225 | 5 | 89 | 27 | 7 | 189 | 41 | 28.54 | 123 | 100 | 6 | 0 | 1 |
| 14 | 213 | 16 | 87 | 26 | 7 | 189 | 40 | 28.54 | 122 | 100 | 6 | 0 | 1 |
| 15 | 213 | 6 | 85 | 26 | 7 | 184 | 35 | 28.46 | 118 | 94 | 6 | 0 | 1 |
| 16 | 213 | 2 | 82 | 27 | 7 | 180 | 35 | 28.53 | 117 | 91 | 6 | 0 | 1 |
| 17 | 203 | 16 | 85 | 26 | 7 | 182 | 37 | 28.60 | 121 | 91 | 6 | 0 | 1 |
| 18 | 196 | 11 | 82 | 26 | 7 | 171 | 36 | 28.47 | 115 | 85 | 6 | 0 | 1 |
| 19 | 209 | 9 | 81 | 27 | 7 | 184 | 34 | 29.18 | 122 | 89 | 6 | 0 | 1 |
| 20 | 212 | 6 | 82 | 26 | 6 | 185 | 33 | 29.11 | 118 | 93 | 6 | 0 | 1 |
| 21 | 203 | 18 | 83 | 22 | 6 | 186 | 35 | 29.27 | 117 | 94 | 8 | 0 | 1 |
| 22 | 210 | 7 | 85 | 22 | 5 | 184 | 33 | 29.05 | 119 | 90 | 7 | 0 | 1 |
| 23 | 211 | 10 | 86 | 22 | 5 | 188 | 33 | 29.25 | 123 | 91 | 6 | 0 | 1 |
| 24 | 212 | 13 | 85 | 22 | 6 | 188 | 37 | 29.33 | 126 | 92 | 6 | 0 | 1 |
| 25 | 213 | 12 | 85 | 22 | 6 | 192 | 33 | 29.08 | 122 | 96 | 6 | 0 | 1 |
| 26 | 221 | 7 | 90 | 22 | 6 | 194 | 34 | 29.32 | 125 | 96 | 6 | 0 | 1 |
| 27 | 222 | 10 | 87 | 24 | 7 | 198 | 34 | 29.25 | 128 | 97 | 6 | 0 | 1 |
| 28 | 214 | 15 | 81 | 23 | 7 | 195 | 34 | 28.92 | 123 | 97 | 8 | 0 | 1 |
| AVERAGE | 209.9 | 10.5 | 85.5 | 24.8 | 6.8 | 185.9 | 34.5 | 28.86 | 120.0 | 93.3 | 6.1 | 0 | 1 |

EXHIBIT I
INCARCERATION COSTS

Eligibles for
Release -- 40

nders X 30 Days
nders X 60 Days
nders X 90 Days

1,200 Days Incarceration/Supervision
1,200 Days Incarceration/Supervision
900 Days of Incarceration/Supervision
3,300 Total Days of Incarceration

Cost of Incarceration @ \$56.46/day
\$ 186,318

**EXHIBIT III
ELECTRONIC MONITORING
COSTS**

| | | | |
|-----------------------------------|---------|----|------------|
| Equipment, Supplies & Monitoring | 22,813 | \$ | 25,863 |
| Lease 25 units @ \$2.50 | 300 | \$ | |
| Monitoring Supplies | 500 | \$ | |
| Telephones for indigent offenders | 1,750 | \$ | |
| Vehicle for supervision | 500 | \$ | |
| Equipment Locker | | | \$ 25,863 |
| | | | |
| 14 Probation Officers @ \$31,513 | 126,052 | \$ | |
| Benefits | 25,917 | \$ | |
| Training | 1,000 | \$ | |
| | | | \$ 152,969 |
| | | | |
| Supplies, Equipment | 800 | \$ | |
| Office Furniture | 300 | \$ | |
| Office Supplies | 2,800 | \$ | |
| Computers | 960 | \$ | |
| Phones | | | \$ 4,860 |
| | | | |
| Other Monitoring Costs | 5,000 | \$ | |
| Substance Abuse Services | | | \$ 5,000 |
| | | | |
| Total Electronic Monitoring Costs | | | \$ 188,692 |

McLean County State's Attorney's Office 2003 Case Load Report

Jan. Feb. Mar. April May June July Aug. Sept. Oct. Nov. Dec. 2003 YTD 2002 YTD Total 2003 Projected

CRIMINAL

| | | | | | | | | | | | | | | | | |
|------------------------|--------------|--------------|--------------|--------------|--|--|--|--|--|--|--|--|--------------|---------------|---------------|---------------|
| Felony | 105 | 74 | 143 | 92 | | | | | | | | | 322 | 478 | 1,539 | 1,270 |
| Misdemeanor | 150 | 138 | 167 | 146 | | | | | | | | | 455 | 796 | 2,355 | 1,843 |
| Asset Forfeiture | 6 | 12 | 3 | 3 | | | | | | | | | 21 | 39 | 98 | 74 |
| Family Totals | 34 | 56 | 53 | 38 | | | | | | | | | 181 | 148 | 425 | 555 |
| Family | 18 | 45 | 40 | 21 | | | | | | | | | 124 | 79 | 248 | 380 |
| Order of Protection | 16 | 11 | 13 | 17 | | | | | | | | | 57 | 69 | 177 | 175 |
| Juvenile Totals | 19 | 20 | 18 | 11 | | | | | | | | | 68 | 85 | 268 | 209 |
| Juvenile | 2 | 1 | 0 | 2 | | | | | | | | | 5 | 9 | 21 | 15 |
| Juvenile Abuse | 4 | 8 | 9 | 6 | | | | | | | | | 27 | 14 | 86 | 83 |
| Juvenile Delinquency | 13 | 11 | 9 | 3 | | | | | | | | | 36 | 62 | 161 | 110 |
| Traffic Totals | 1,957 | 2,509 | 3,027 | 2,298 | | | | | | | | | 9,791 | 10,417 | 29,629 | 30,031 |
| Traffic | 1,904 | 2,460 | 2,946 | 2,243 | | | | | | | | | 7,310 | 10,126 | 28,746 | 29,301 |
| DUI Traffic | 53 | 49 | 81 | 55 | | | | | | | | | 183 | 291 | 883 | 730 |

CHILD SUPPORT

| | | | | | | | | | | | | | | | | |
|--------------------------------------|----|----|----|----|--|--|--|--|--|--|--|--|-----|-----|-----|-----|
| Paternity cases filed | 6 | 5 | 16 | 3 | | | | | | | | | 30 | 24 | 70 | 92 |
| Paternity cases established | 4 | 6 | 8 | 3 | | | | | | | | | 21 | 15 | 55 | 64 |
| Paternities excluded | 0 | 0 | 0 | 0 | | | | | | | | | 0 | 3 | 10 | n/c |
| Support Orders entered | 51 | 50 | 42 | 30 | | | | | | | | | 173 | 112 | 370 | 531 |
| Modification proceedings filed | 8 | 18 | 14 | 40 | | | | | | | | | 80 | 66 | 304 | 245 |
| Modification proceedings adjudicated | 28 | 26 | 16 | 5 | | | | | | | | | 75 | 48 | 184 | 230 |
| Enforcement actions filed | 16 | 24 | 44 | 43 | | | | | | | | | 127 | 115 | 391 | 390 |
| Enforcement actions adjudicated | 27 | 32 | 36 | 34 | | | | | | | | | 129 | 175 | 648 | 396 |
| Hearings set before Hearing Officer | 81 | 77 | 66 | 37 | | | | | | | | | 261 | 182 | 611 | 801 |
| Orders prepared by Hearing Officer | 54 | 52 | 54 | 29 | | | | | | | | | 189 | 92 | 432 | 580 |

2003 Projected = (2003 YTD/Day of Year) x 365 Days

n/c= not calculable

ASSET FORFEITURE FUND

STATEMENT OF REVENUE, EXPENDITURES AND FUND BALANCE

April 29, 2003

STATE'S ATTORNEY:

| | |
|---|-----------------|
| Beginning Balance 01/01/2003 | \$ -49,196.06 |
| (Reflects \$80,000 transfer to General Fund 12/31/02) | |
| Revenue | <u>2,112.77</u> |
| Total Funds Available | \$ -47,083.29 |
| Expenditures | <u>299.89</u> |
| Fund Balance 04/29/03 | \$ -47,383.18 |

SHERIFF:

| | |
|------------------------------|-----------------|
| Beginning Balance 01/01/2003 | \$ 45,759.23 |
| Revenue | <u>2,896.32</u> |
| Total Funds Available | \$ 48,655.55 |
| Expenditures | <u>1,384.00</u> |
| Fund Balance 04/29/03 | \$ 47,271.55 |

TOTAL FUND BALANCE- April 29, 2003 \$ -111.63

May 5, 2003

McLean County Board
Justice and Public Safety Committee
Bloomington, IL 61701

Re: Monthly Caseload - MONTH ENDING MARCH 31, 2003.

Dear Committee Members:

Pursuant to statute, I am forwarding this report to your attention and I am causing a copy to be filed with the Circuit Clerk's office of McLean County.

During the above-mentioned time period, in the discharge of our duties to indigent persons in McLean County we have been assigned the following new cases in the area set forth. The activities in which we are involved differ in no substantial manner from those which have earlier been reported.

| CASE TYPES | MONTHLY TOTALS 2002 | MONTHLY TOTALS 2003 | YTD TOTALS 2002 | YTD TOTALS 2003 | % CHANGE YTD |
|----------------------------------|---------------------------|---------------------------|-----------------------|-----------------------|--------------------|
| FELONIES | 68 | 140 | 259 | 291 | 11% |
| MISDEMEANORS | 89 | 75 | 272 | 281 | 3% |
| DUI | 22 | 23 | 78 | 77 | <1%> |
| TRAFFIC | 81 | 106 | 228 | 265 | 14% |
| JUVENILE | 26 | 32 | 65 | 60 | <8%> |
| (DELINQUENT) | 14 | 21 | 39 | 40 | 3% |
| (ABUSE/NEGLECT) | 12 | 11 | 26 | 20 | <23%> |
| MENTAL HEALTH CASES | 0 | 3 | 0 | 6 | 100% |
| POST-CONVICTION & SVPCA CASES | 0 | 0 | 5 | 5 | No change |
| TOTAL | 286 | 379 | 907 | 985 | 8% |

Following are the caseload assignments to each of the full-time and contract attorneys for the reporting month of: **MONTH ENDING March 31, 2003.**

| CASE TYPE | PUBLIC DEFENDER ATTORNEYS | YTD TOTALS | NEW MONTHLY TOTALS | NEW PTR/REVIEW TOTALS |
|-----------|---------------------------|------------|--------------------|-----------------------|
| F | TRACY SMITH | 29 | 14 | 1 |
| F | JAMES TUSEK | 32 | 21 | 2 |
| F | RONALD LEWIS | 45 | 22 | 1 |
| F | BRIAN MCELLOWNEY | 43 | 20 | 4 |
| M | CARLA BARNES | 99 | 24 | 4 |
| F | CARLA BARNES | 24 | 8 | 8 |
| M | ROBERT KEIR | 175 | 48 | 2 |
| F | ROBERT KEIR | 17 | 9 | 2 |
| DUI | ANTHONY ORTEGA | 60 | 1 | 1 |
| F | ANTHONY ORTEGA | 17 | 11 | 0 |
| F | JOHN WRIGHT-C | 17 | 6 | 0 |
| F | LEE ANN HILL-C | 19 | 8 | 0 |
| F | TONY TOMKIEWICZ-C | 20 | 7 | 0 |
| TR | DAWN NATION | 158 | 71 | 0 |
| J | JON MCPHEE | 16 | 5 | 0 |
| J | ART FELDMAN | 30 | 21 | 4 |
| J | KELLY CAVANAUGH | 14 | 7 | 0 |
| J | ALAN NOVICK-C | 1 | 0 | 0 |
| PC/SVP | DAVID BUTLER-C | 0 | 5 | 0 |
| PRIV | PRIVATE COUNSEL | 125 | 48 | 0 |
| W/D | WITHDRAWN | 5 | 2 | 0 |
| | | | | |

PTR= Petition to Revoke Probation

F = Felony

J = Juvenile

O = Other

P.C.=Post Conviction Remedy Cases

C= Contract Attorney (6-7 Cases per Month)

DUI= DUI

TR= Traffic

M= Misdemeanor

DATE: May 5, 2003
TO: Justice Committee
FROM: Amy Johnson Davis
RE: Monthly Report

MARCH 2003 DISPOSITION

| DISPOSITION | FELONY | MISDEMEANOR | TRAFFIC / DUI |
|-----------------------|--------|-------------|---------------|
| PLEA / ORIGINAL OFFER | 41 | 31 | 56 |
| PLEA / LESSER | 8 | 6 | 21 |
| BENCH TRIAL / WIN | 0 | 1 | 0 |
| BENCH TRIAL / LOSS | 2 | 1 | 0 |
| JURY TRIAL / WIN | 1 | 0 | 0 |
| JURY TRIAL / LOSS | 0 | 0 | 0 |
| DISMISSED / UPFRONT | 1 | 18 | 3 |
| DISMISSED / TRIAL | 2 | 13 | 2 |
| KNOCKDOWN | 3 | 0 | 0 |
| DISMISSED PER PLEA | 4 | 3 | 1 |
| PRIVATE COUNSEL | 33 | 10 | 3 |
| PLEA / BLIND | 8 | 1 | 0 |
| REFILED AS FELONY | 0 | N/A | N/A |
| WITHDRAWN | 2 | 0 | 0 |
| DIRECTED VERDICT | 0 | 0 | 0 |
| P.D. DENIED | 3 | 3 | 0 |
| | | | |