

2. Population Profile of Detainees in MCDF

Introduction

This chapter provides and analyzes data on detainees held in recent years in the McLean County Detention Facility.

The purpose for developing a Population Profile is as follows:

1. Assist in identifying the numbers of and capacities of appropriate housing units for those who need to be confined. This includes for males and females of various custody levels and security needs, and those who are mentally ill and with other special needs.
2. For counties with potential for deferring more low risk individuals to non-custody alternatives, profiling the inmate population can provide data to determine the characteristics and numbers of alleged and sentenced offenders who could be considered for a continuum of pre-trial and sentenced alternatives, and the impact that would have on the number and types of housing units and beds for the remaining inmate population.
3. Aid in the development of rehabilitative programs for offenders. Age, gender, offense and length of stay data in detention, substance abuse and mental health issues all contribute to assessing and matching appropriate programs to offender needs in order to identify their risks to the community.
4. Help determine appropriate housing types (single cell, multi-occupancy cell, dormitory) for certain populations if all single celling is not feasible, based on behaviors, offense severity and risk of suicide, assault, and escape.
5. Help develop the facility space program and identify other potential design directions presented by the data.

Sources of Data for the Profile and Projections of Detainees

The following sources of data were provided by McLean County, other local governments, and by Illinois State University's Stevenson Center's Dr. Frank Beck. These were used to develop the Population Profile as well as the Projections of the Average Daily Population and Bed Needs (see chapter 4):

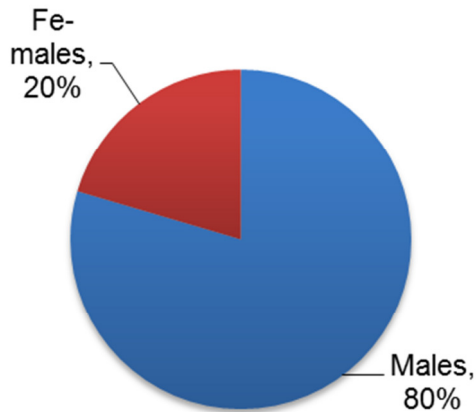
- Arrests by Charge & Year: 2004 – 2013, from Dr. Frank Beck
- Bookings into the MCDF by Gender & Offense Category: 2004 – 2013, from Dr. Frank Beck
- Snapshot of MCDF's Detainee Population, August 29, 2014, from MCDF
- Weekly Snapshots of the Number of Mentally Ill Detainees, 2014, from MCDF
- Court Filings, 2003 – 2013, from Will Scanlon, Trial Court Administrator
- Average Daily Population of Detainees in MCDF, 2004 – 2013, by Category and Gender, from Dr. Frank Beck

Gender

Interestingly, a much higher percentage of females are Booked than are represented in the general population. This indicates that once booked, females are more likely to be released, and that their length of stay is shorter than males.

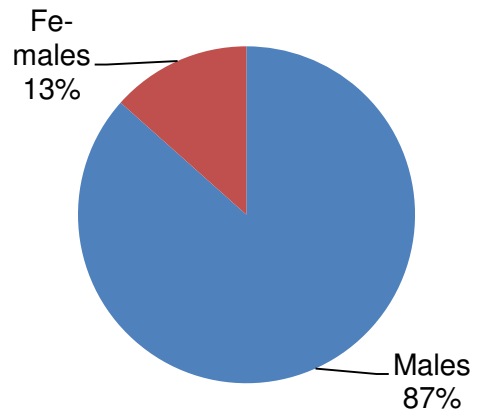
**Bookings into the MCDF
in 2013 by Gender**

Gender	Number Booked	Percentage
Males	3,094	79.6%
Females	794	20.4%
Total	3,888	



**Detainees in the MCDF
on August 29, 2014 by Gender**

Gender	Population	Percentage
Males	200	87%
Females	31	13%
Total	231	



Gender & “Extraordinary” vs. General Population

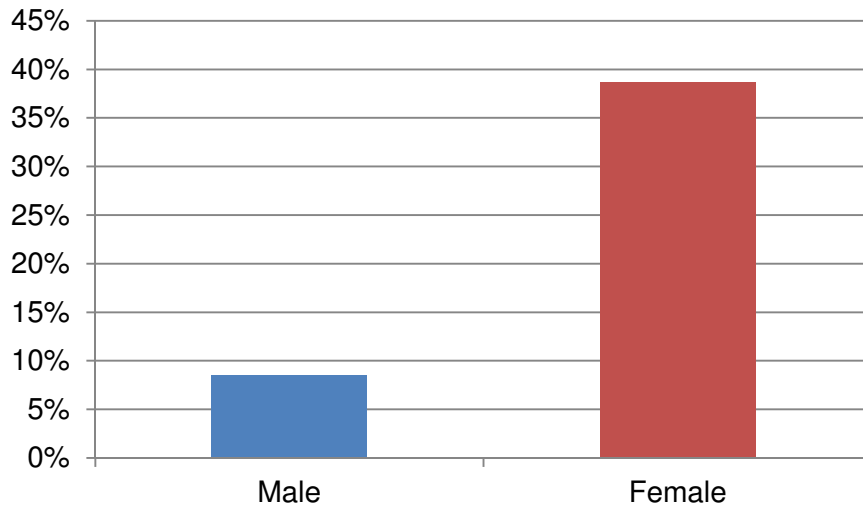
Percentage-wise, female inmates in MCDF are far more likely than males to have been identified as “Extraordinary” than males in a 2014 one day “snapshot.” At MCDF “Extraordinary” is characterized as the Mentally Ill, those in Administrative Segregation, and those requiring placement in Protective Custody.

Detainee Population by Gender & "Extraordinary"/General Population

Source: August 29, 2014 Snapshot of MCDF's Detainee Population

	General Population	"Extraordinary"	Total	% of Population that is Extraordinary
Male	183	17	200	9%
Female	19	12	31	39%
Total	202	29	231	

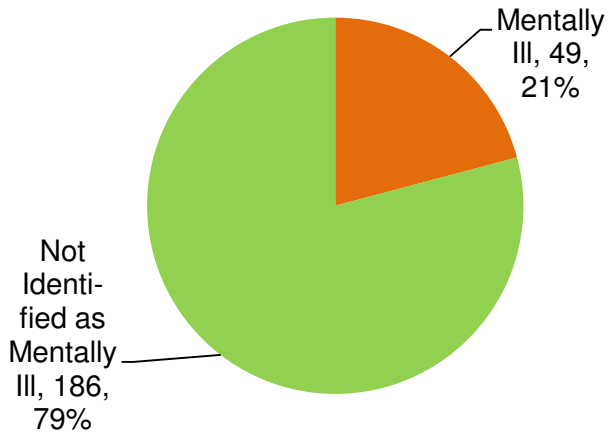
Percentage of Male & Female Inmates that were “Extraordinary” (Mentally Ill, Administrative Segregation, Protective Custody)



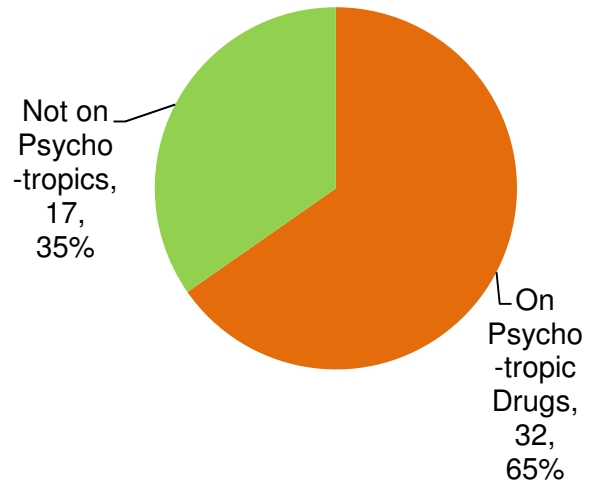
Mentally Ill

During several months in 2014, weekly snapshots were taken of the number of inmates in MCDF that were considered Mentally Ill. On the left below is a snapshot that was taken in August 2014. Of these mentally ill inmates, approximately 65% were administered psychotropic drugs while in custody.

Percentage of Inmates Identified as Mentally Ill



Percentage of Mentally Ill Inmates on Medication



Offense Categories

In terms of Offense Categories, differences between males and females booked into the MCDF are small. Approximately half of both genders are charged with Felonies, and slightly more than one-quarter are charged with Misdemeanors. Since the County has implemented extensive diversions from incarceration, the percentage of Misdemeanants has decreased. Somewhat surprisingly, seven to nine percent of offenders are booked for Ordinance Violations.

Males Booked into the MCDF in 2013 by Charge

Offense Category	Number	%
Felonies	1,538	50%
Misdemeanors	900	29%
DUI	148	5%
Traffic Offenses	199	6%
Other Offenses	42	1%
Ordinance Violations	280	9%
Total	3,107	

Females Booked into the MCDF in 2013 by Charge

Offense Category	Number	%
Felonies	425	54%
Misdemeanors	210	26%
DUI	28	4%
Traffic Offenses	63	8%
Other Offenses	13	2%
Ordinance Violations	55	7%
Total	794	

